

# DINGLI

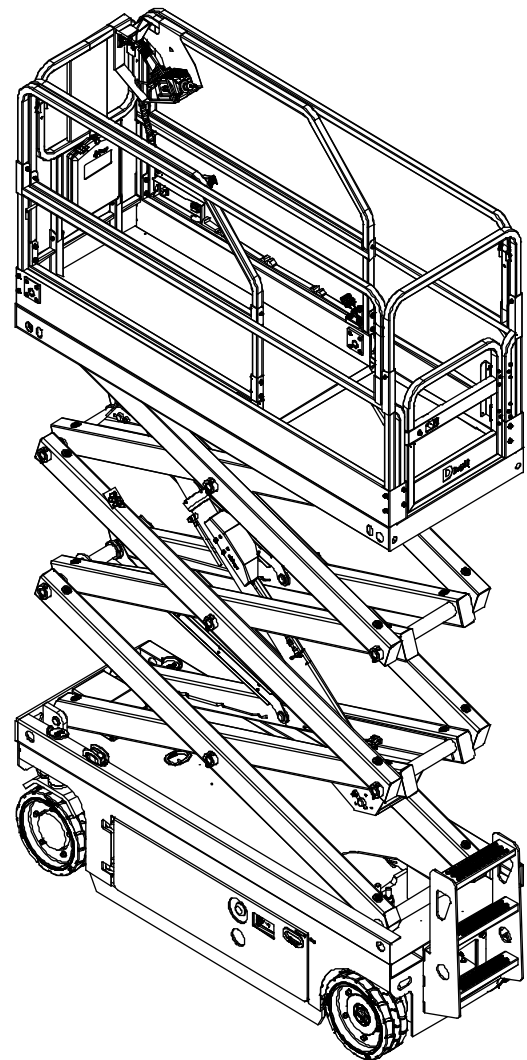
*Exceed · New Height*

## Parts Manual

JCPT0807HA

JCPT0807AC

From SN  
JPHA023E04487-  
JPAC023F02566-



# CE ANSI

Part Number: SM012020119

Version Number: Rev1.4

August 2023 Printing

# DINGLI



## Foreword

We are very appreciated for your interesting with Dingli machine and choosing it for your application. Our priority above all is you can use the machine safely for your application and you can benefit from the Dingli machine mostly. For these reason we hope you can:

1. Comply with employer, job site and local governmental rules.
2. Safeguard your commitment to quality by always using genuine Dingli spare parts. Remember, Dingli cannot accept responsibility for the failure of a separator equipped with non-original spare parts. We guarantee the quality and reliability of our products.
3. All sketch maps of parts shown in this manual are for reference only, it is the practical that counts. This manual includes all the latest information up to the date when it was printed. All responsibilities for the revision and explanation of the manual rest with the Dingli. We also preserve the right to edit the technology characteristic and content of the manual.
4. Anyone who read the manual or used the machine, is encouraged to notify Dingli Machinery Co, Ltd of any errors or send in suggestions for improvement. All communications will be carefully considered for future printings of this and other manuals, certainly if you have any question about the machine, please contact with our team by dialing technical support phone, sending email, or any methods you want, etc. Our contact information as bellow:

If you are in China Mainland, Please contact with:

### **Zhejiang Dingli Machinery Co.,Ltd. Domestic Office:**

**Phone:** +86 572 8681766  
**Fax:** +86 572 8681700  
**Email:** sales@cndingli.com

If you are out of the China Mainland, Please contact with:

### **Zhejiang Dingli Machinery Co.,Ltd. International Office:**

**Phone:** +86 572 8681688  
**Fax:** +86 572 8681690  
**Email:** export@cndingli.com



## Table of Contents

### Section 1 Chassis

101.1	Steer Linkage and Wheels Assembly (JCPT0807HA).....	2
101.2	Steer Linkage and Wheels Assembly (JCPT0807AC).....	5
102.1	Pothole Protection Assembly.....	8
103.1	Battery Pack Module (Lead-acid Battery).....	11
103.2	Battery Pack Module (Lithium Battery).....	13
104.1	Power Unit Module.....	16
105.1	Ground Control and Cover Assembly.....	19
106.1	Ground Control Assembly.....	20
107.1	Hydraulic Tank Assembly.....	21
108.1	Pump Motor Assembly.....	23
109.1	Rear Wheel and Ladder (JCPT0807HA).....	24
109.2	Rear Wheel and Ladder (JCPT0807AC).....	26
110.1	Charger Assembly 1.....	28
110.2	Charger Assembly 2.....	29
111.1	Chassis Accessory Installation.....	30

### Section 2 Scissor

201.1	Scissor Assembly.....	33
-------	-----------------------	----

### Section 3 Platform

301.1	Main Platform Assembly.....	37
302.1	Platform Extension Assembly.....	39
303.1	Platform Locking Device Assembly.....	41
304.1	Platform Control Assembly.....	42
305.1	Platform Control Box Assembly.....	43

### Section 4 Hydraulic System

401.1	Lower Lift Cylinder Assembly.....	46
402.1	Function manifold (JCPT0807HA).....	48
402.2	Function manifold (JCPT0807AC).....	51
403.1	Hydraulic Hoses and Fittings (JCPT0807HA).....	53
403.2	Hydraulic Hoses and Fittings (JCPT0807AC).....	55

### Section 5 Electrical System

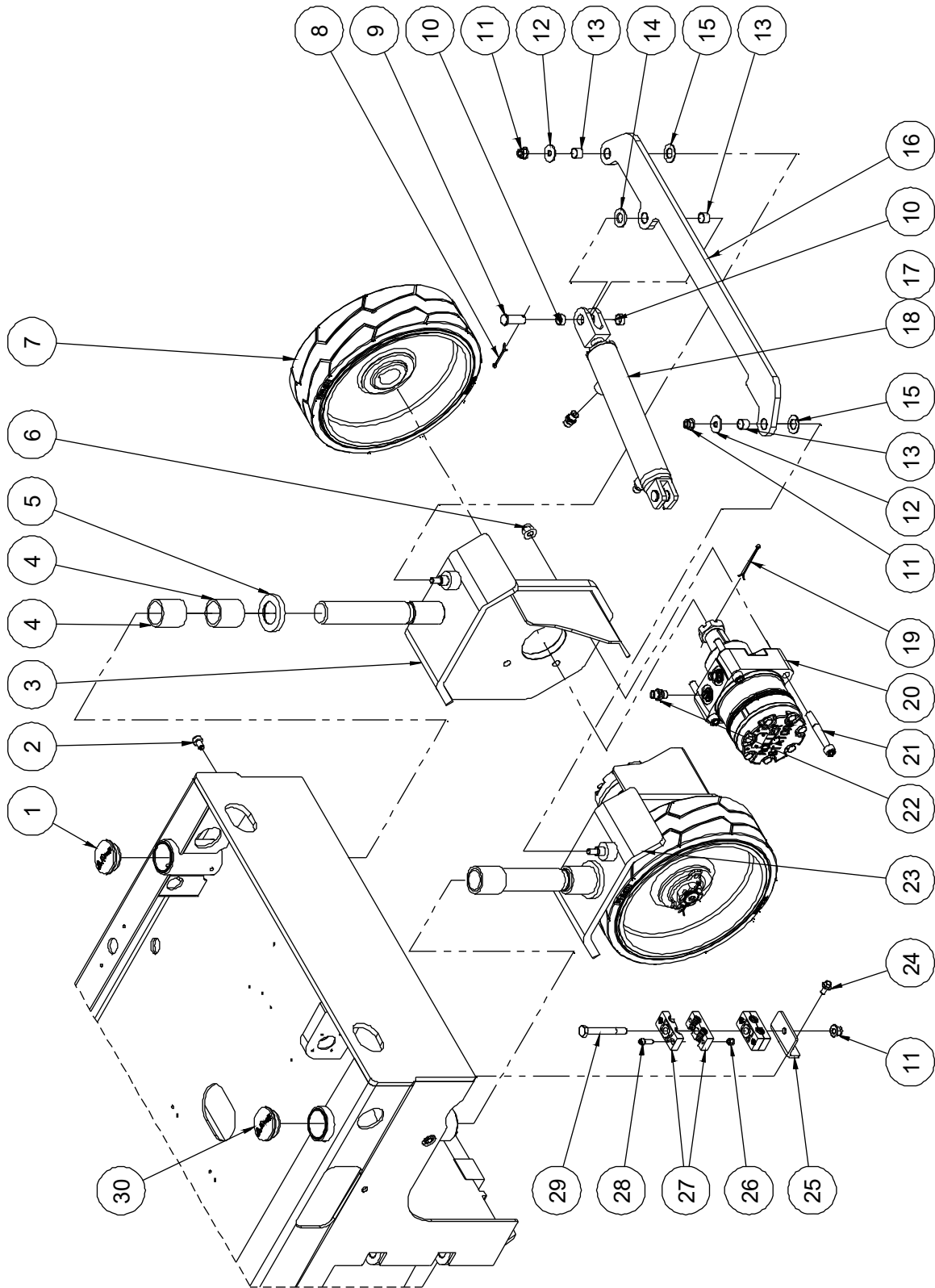
501.1	Electrical Harness (JCPT0807HA) (Lead-acid Battery).....	58
502.1	Electrical Harness (JCPT0807AC) (Lead-acid Battery).....	60

---

502.2	Electrical Harness (JCPT0807AC) (Lithium Battery) .....	62
503.1	Power to Platform.....	64
<b>Section 6 Decal</b>		
601.1	Decals with Words (CE).....	67
601.2	Decals with Words (ANSI) .....	70
602.1	Decals with Symbols (CE) .....	73
602.2	Decals with Symbols (ANSI).....	76

# Section 1 Chassis

101.1 Steer Linkage and Wheels Assembly (JCPT0807HA)



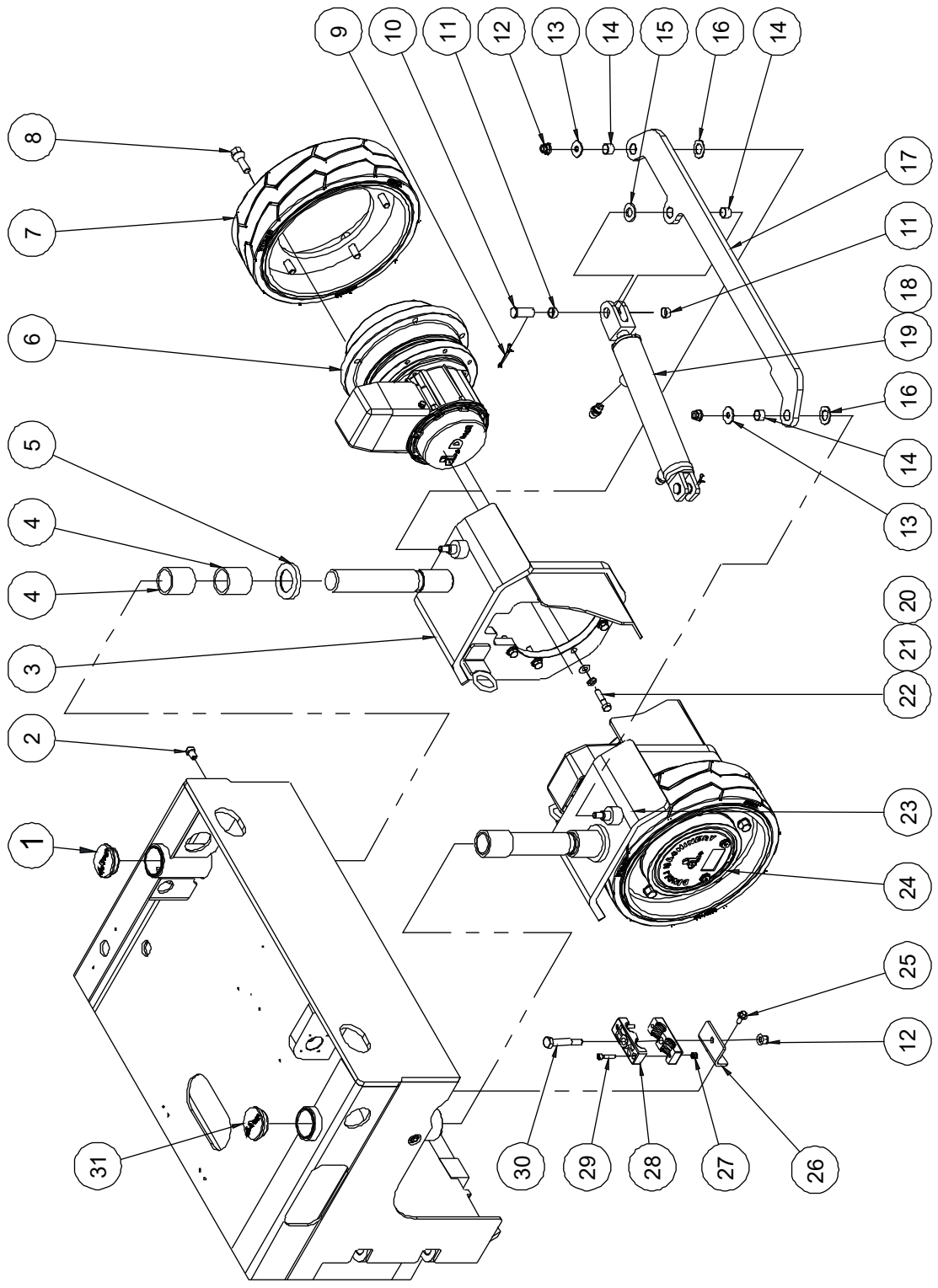
**101.1 Steer Linkage and Wheels Assembly (JCPT0807HA)**

Item	Part No.	Description	Qty.
1	10005628	Cover	1
	10014396	Cover (built-in GPS antenna)	1
2	10001073	Screw	2
3	10014399	Steer yoke weldment	1
4	00004004	8813-404850 Bearing	4
5	10004074	Washer	2
6	00002576	Nut GB/T 6183.1 M12	8
7	10003489	Wheel	2
8	00002079	Cotter pin GB/T 91 4×40	2
9	00000686	891-1634.5 Pin	2
10	00000350	8812-161808 Bearing	4
11	00002572	Nut GB/T 6183.1 M10	3
12	00001028	Washer GB/T 96.1 10	2
13	00000351	8812-161812 Bearing	4
14	10001074	Washer	2
15	00000387	8832-18 Bearing	2
16	10010678	Tie rod	1
17	00001282	Straight fitting	2
18	10000100	Steer cylinder assembly (without seal kit)	1
--	00003068	Seal kit	1
19	00005279	Cotter pin GB/T 91 4×70	2
20	00002083	Hydraulic motor	2
21	00005174	Screw GB/T 70.1 M12×85	8
22	00001771	Straight fitting	4
23	10014398	Steer yoke weldment	1
24	00002872	Bolt QC/T 340 M8×16	2
25	10007359	Hose clamp support	1
26	00001033	Nut GB/T 6182 M6	4
27	10007360	Hose clamp	4

**101.1 Steer Linkage and Wheels Assembly (JCPT0807HA)**

<b>Item</b>	<b>Part No.</b>	<b>Description</b>	<b>Qty.</b>
28	00000774	Screw GB/T 70.1 M6×20	4
29	10007361	Bolt	1
30	10005628	Cover	1

101.2 Steer Linkage and Wheels Assembly (JCPT0807AC)



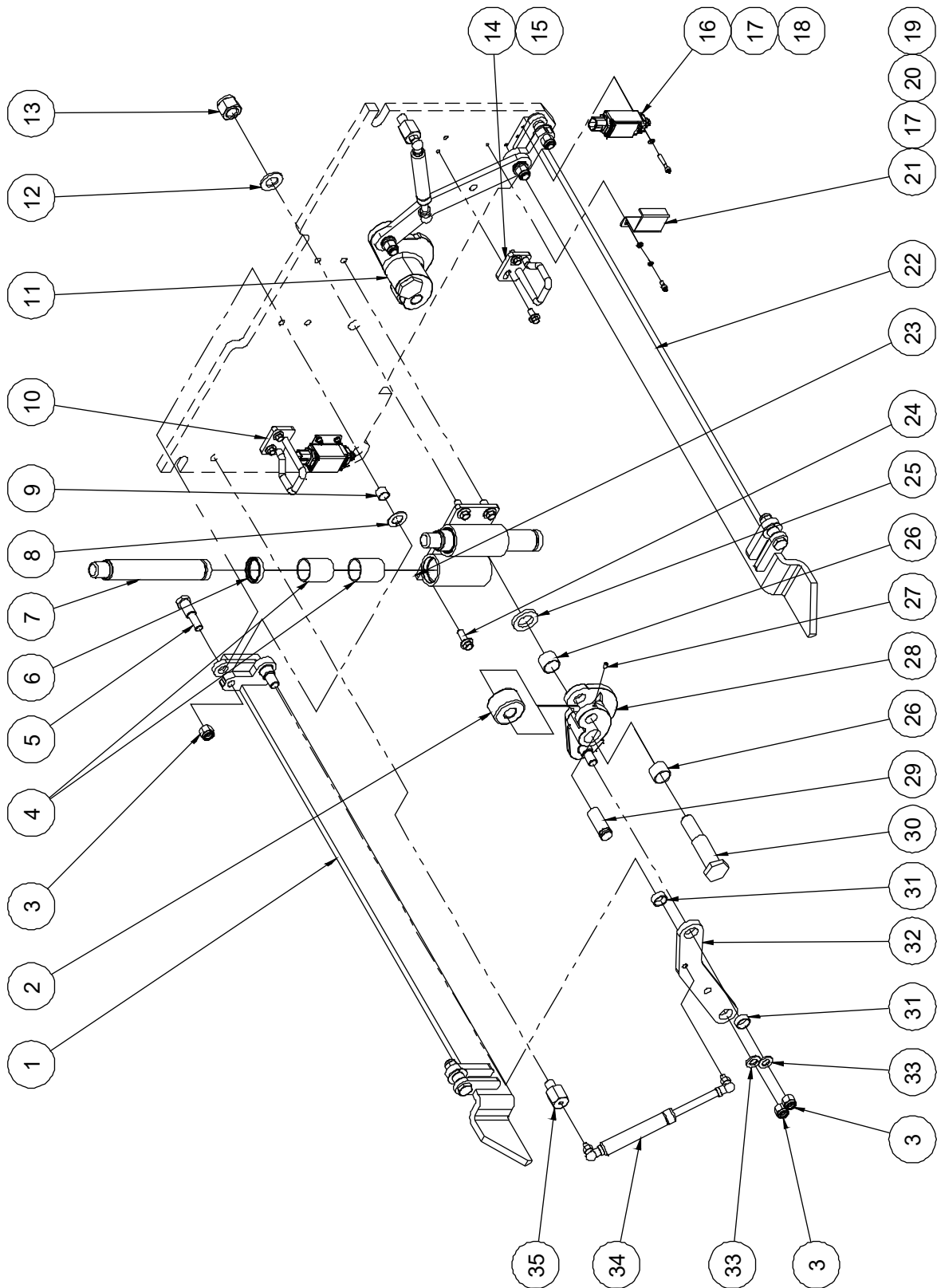
**101.2 Steer Linkage and Wheels Assembly (JCPT0807AC)**

Item	Part No.	Description	Qty.
1	10005628	Cover	1
	10014396	Cover (built-in GPS antenna)	1
2	10001073	Screw	2
3	10013720	Steer yoke weldment	1
4	00004004	8813-404850 Bearing	4
5	10004074	Washer	2
6	10018131	Left drive motor assembly	1
--	10018132	Left motor cover	1
--	00008617	Drive motor assembly (includes motor, reducer and brake)	1
--	00008618	Motor (with brake)	1
--	00007122	Reducer	1
--	00007127	Brake	1
7	10015349	Wheel	2
8	10014971	Bolt	10
9	00002079	Cotter pin GB/T 91 4×40	2
10	00000686	891-1634.5 Pin	2
11	00000350	8812-161808 Bearing	4
12	00002572	Nut GB/T 6183.1 M10	3
13	00001028	Washer GB/T 96.1 10	2
14	00000351	8812-161812 Bearing	4
15	10001074	Washer	2
16	00000387	8832-18 Bearing	2
17	10010678	Tie rod	1
18	00001282	Straight fitting	2
19	10000100	Steer cylinder assembly (without seal kit)	1
--	00003068	Seal kit	1
20	00005182	Washer ANSI B18.22.1 narrow 3/8	14
21	00005181	Washer ANSI B18.21.1 3/8	14
22	00006223	3/8-16×1 1/2" Bolt ANSI B18.2.1	14

**101.2 Steer Linkage and Wheels Assembly (JCPT0807AC)**

Item	Part No.	Description	Qty.
23	10013718	Steer yoke weldment	1
24	10018133	Right drive motor assembly	1
--	10018134	Right motor cover	1
--	00008617	Drive motor assembly (includes motor, reducer and brake)	1
--	00008618	Motor (with brake)	1
--	00007122	Reducer	1
--	00007127	Brake	1
25	00002872	Bolt QC/T 340 M8×16	2
26	10007359	Hose clamp support	1
27	00001033	Nut GB/T 6182 M6	2
28	10020335	Hose clamp	2
29	00001042	Screw GB/T 70.1 M6×30	2
30	10020347	Bolt	1
31	10005628	Cover	1

### 102.1 Pothole Protection Assembly



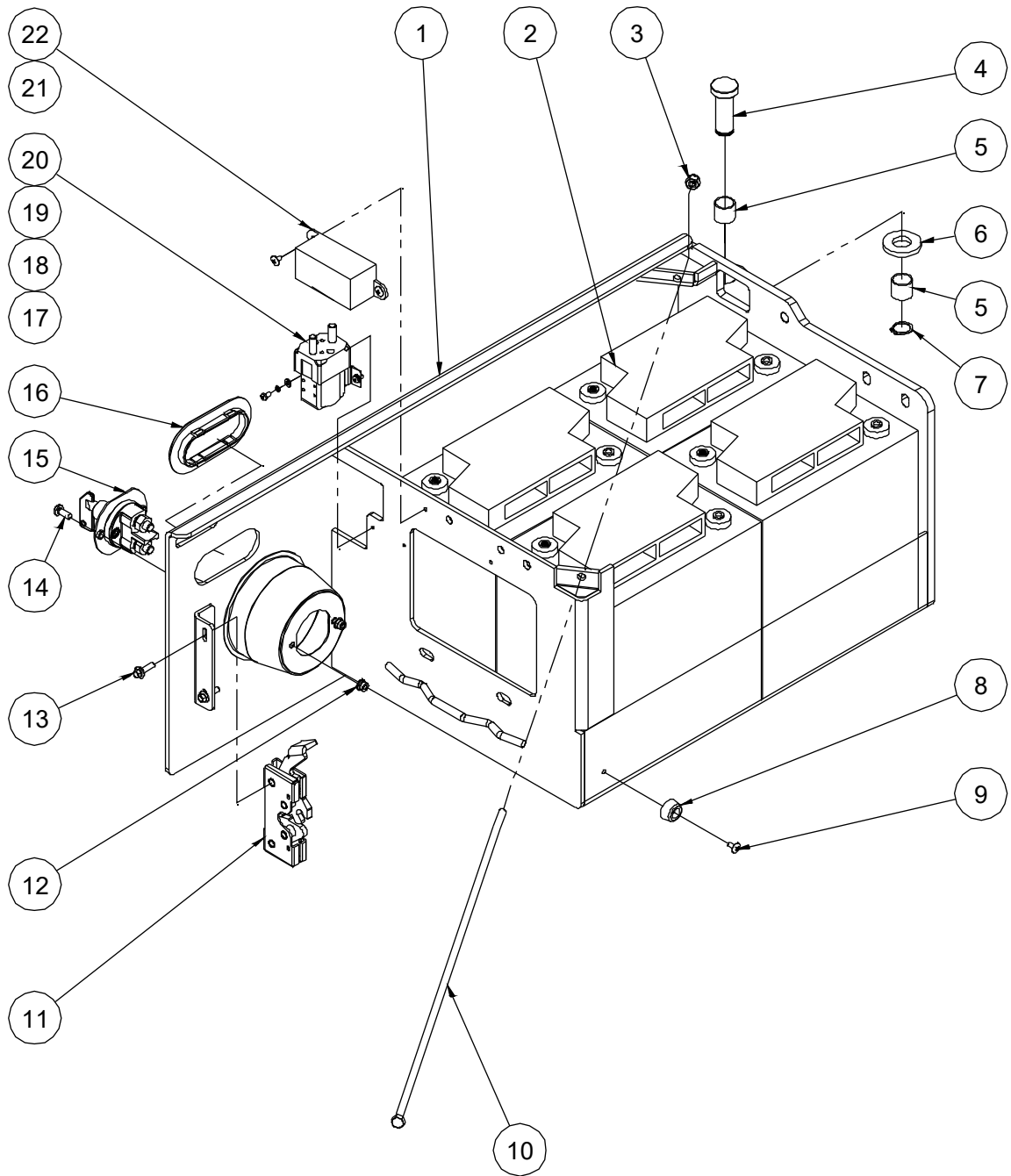
**102.1 Pothole Protection Assembly**

Item	Part No.	Description	Qty.
1	10022072	Pothole guard weldment	1
2	10000571	Roller	2
3	00001249	Nut GB/T 6182 M12	8
4	00000390	8812-323645 Bearing	4
5	10001062	Pin	4
6	00007483	Seal GB/T 13871.1 FB 32 40 7 III	2
7	10001881	Pothole hole pusher assembly	2
8	00000387	8832-18 Bearing	4
9	00000351	8812-161812 Bearing	4
10	10001066	Lock clasp	1
11	10000584	Linkage weldment	1
12	00001050	Washer GB/T 97.1 20	2
13	00001051	Nut GB/T 6182 M20	2
14	10001065	Lock clasp	1
15	00002872	Bolt QC/T 340 M8×16	4
16	00007930	Limit switch	2
17	00000605	Washer GB/T 97.1 5	8
18	00001253	Screw GB/T 70.1 M5×30	4
19	00001030	Screw GB/T 70.1 M5×10	4
20	00000606	Washer GB/T 93 5	4
21	10000042	Switch cover	2
22	10022074	Pothole guard weldment	1
23	10014583	Pothole guide	1
24	00002887	Bolt QC/T 340 M10×25	4
25	10000573	Washer	2
26	00000368	8812-252820 Bearing	4
27	00001039	Screw GB/T 78 M5×10	2
28	10000585	Linkage weldment	1
29	10000572	Pin	2

**102.1 Pothole Protection Assembly**

<b>Item</b>	<b>Part No.</b>	<b>Description</b>	<b>Qty.</b>
30	10000574	Pin	2
31	00000356	8812-202309 Bearing	4
32	10010680	Pothole link plate	2
33	00000814	Washer GB/T 97.1 12	4
34	10000038	Gas shock	2
35	10008255	Gas shock strut	2

**103.1 Battery Pack Module (Lead-acid Battery)**



**103.1 Battery Pack Module (Lead-acid Battery)**

Item	Part No.	Description	Qty.
1	10014389	Battery tray weldment	1
2	00008417	Battery	4
3	00001163	Nut GB/T 6182 M8	1
4	10001050	Hinge pin	2
5	00000359	8812-202320 Bearing	4
6	10001039	Washer	2
7	00000926	Circlips GB/T 894.1-20	2
8	10000376	Bumper	1
9	00000999	Screw GB/T 973 M5×10	1
10	10000538	Threaded rod	1
11	10000481	Latch (left)	1
12	00002574	Nut GB/T 6183.1 M6	2
13	00002866	Bolt QC/T 340 M6×20	2
14	00001986	Screw GB/T 818 M6×16 - H	2
15	00007337	Power switch	1
16	10000540	Handle hole ring	1
17	00002333	Screw GB/T 818 M4×8 - H	2
18	00000779	Washer GB/T 93 4	2
19	00000778	Washer GB/T 97.1 4	2
20	00002028	Contacto	1
21	00001010	Screw GB/T 973 M5×8	2
22	00007674	250A Fuse assembly	1
--	00007641	250A Fuse	1
--	00007643	Fuse block	1



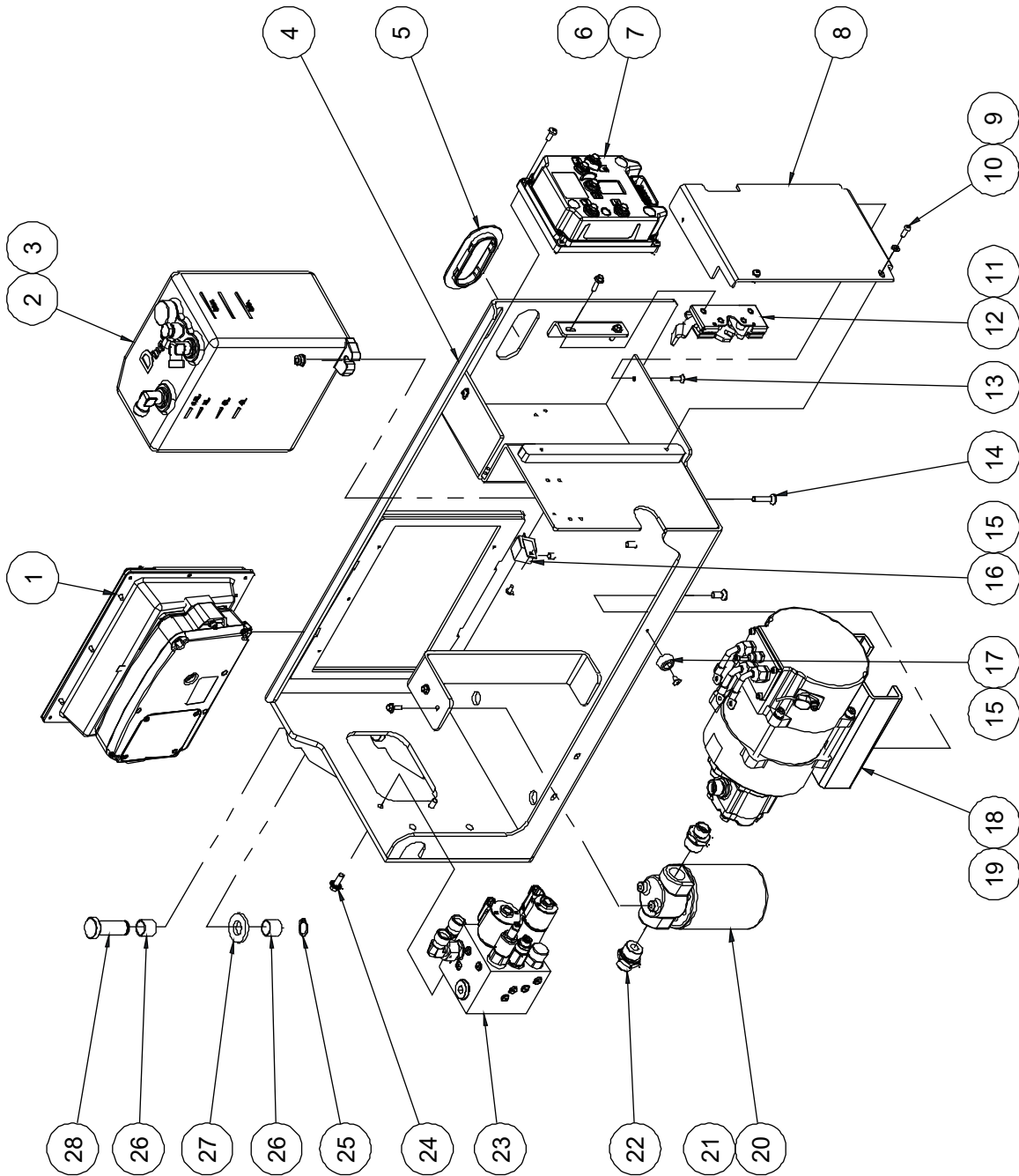
**103.2 Battery Pack Module (Lithium Battery)**

Item	Part No.	Description	Qty.
1	00001010	Screw GB/T 973 M5×8	2
2	00007674	250A Fuse assembly	1
--	00007641	250A Fuse	1
--	00007643	Fuse block	1
3	10014389	Battery tray weldment	1
4	10000538	Threaded rod	1
5	00001163	Nut GB/T 6182 M8	1
6	10001050	Hinge pin	2
7	00000359	8812-202320 Bearing	4
8	10001039	Washer	2
9	00000926	Circlips GB/T 894.1-20	2
10	00000615	Washer GB/T 97.1 10	2
11	00000679	Washer GB/T 93 10	2
12	00000678	Bolt GB/T 5783 M10×25	2
13	00000837	Screw GB/T 70.3 M8×16	2
14	10025091	Locating plate	1
15	00007777	Battery	1
16	00000999	Screw GB/T 973 M5×10	1
17	10000376	Bumper	1
18	00000608	Washer GB/T 97.1 8	2
19	00000609	Washer GB/T 93 8	2
20	00000875	Bolt GB/T 5783 M8×20	2
21	00002574	Nut GB/T 6183.1 M6	2
22	10000481	Latch (left)	1
23	00002866	Bolt QC/T 340 M6×20	2
24	10016047	Cover	1
25	00001986	Screw GB/T 818 M6×16 - H	2
26	10000540	Handle hole ring	1
27	00002333	Screw GB/T 818 M4×8 - H	2

**103.2 Battery Pack Module (Lithium Battery)**

<b>Item</b>	<b>Part No.</b>	<b>Description</b>	<b>Qty.</b>
28	00000779	Washer GB/T 93 4	2
29	00000778	Washer GB/T 97.1 4	2
30	00002028	Contacto	1

### 104.1 Power Unit Module



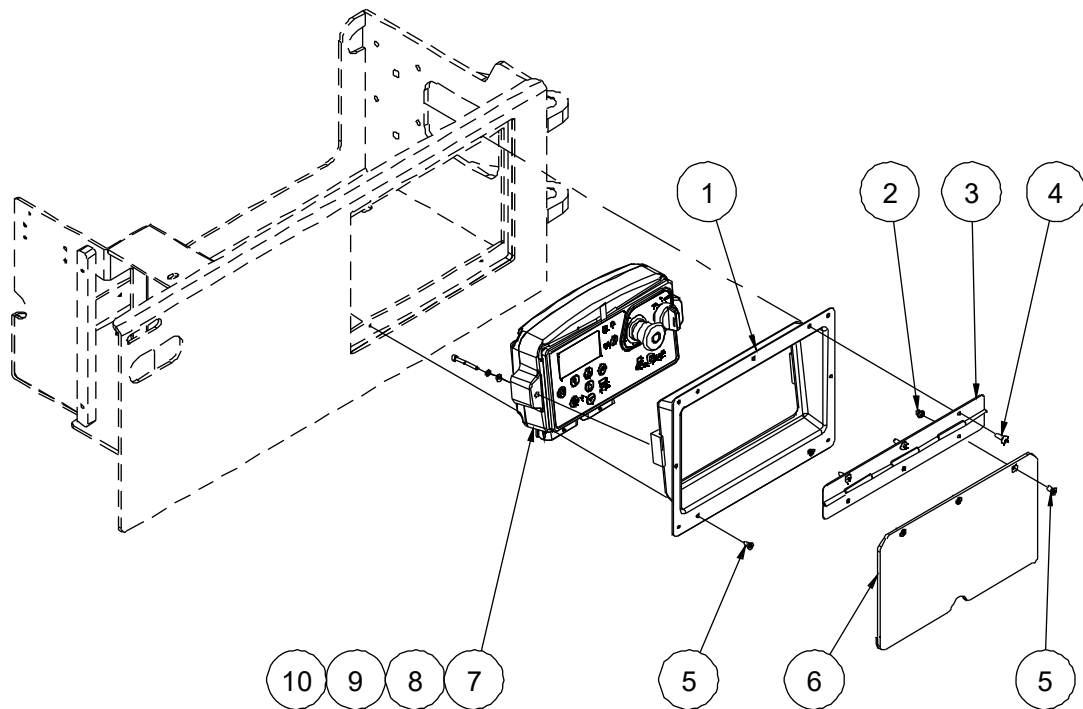
**104.1 Power Unit Module**

Item	Part No.	Description	Qty.
1		Ground control and cover assembly (refer to 105.1)	1
2	10014663	Hydraulic tank assembly (refer to 107.1)	1
3	00002575	Nut GB/T 6183.1 M8	2
4	10023573	Hydraulic tray weldment	1
5	10000540	Handle hole ring	1
6	00001986	Screw GB/T 818 M6×16 - H	4
7	00006263	Motor controller	1
8	10013747	Cover	1
9	00000620	Washer GB/T 97.1 6	3
10	00001179	Screw GB/T 70.2 M6×16	3
11	00002866	Bolt QC/T 340 M6×20	2
12	10000480	Latch (right)	1
13	00000831	Screw GB/T 70.3 M6×20	1
14	00000840	Screw GB/T 70.3 M8×35	2
15	00000999	Screw GB/T 973 M5×10	2
16	00007491	Relay	1
17	10000376	Bumper	1
18		Pump motor assembly (refer to 108.1)	1
19	00000765	Screw GB/T 70.3 M8×20	4
20	00000535	Filter assembly	1
21	00002864	Bolt QC/T 340 M6×16	2
22	00001508	Straight fitting	2
23		Function manifold (JCPT0807HA) (refer to 402.1)	1
		Function manifold (JCPT0807AC) (refer to 402.2)	1
24	00002875	Bolt QC/T 340 M8×20 (JCPT0807AC)	4
	00002873	Bolt QC/T 340 M10×20 (JCPT0807HA)	4
25	00000926	Circlips GB/T 894.1-20	2
26	00000359	8812-202320 Bearing	4
27	10001039	Washer	2

**104.1 Power Unit Module**

<b>Item</b>	<b>Part No.</b>	<b>Description</b>	<b>Qty.</b>
28	10001050	Hinge pin	2

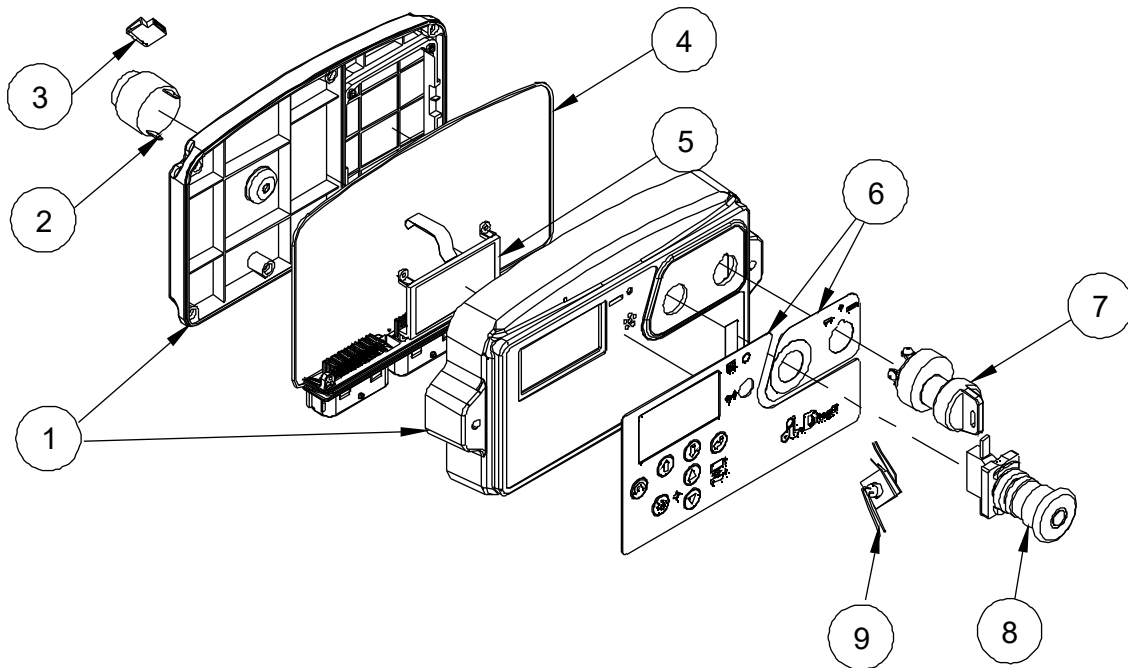
**105.1 Ground Control and Cover Assembly**



**105.1 Ground Control and Cover Assembly**

Item	Part No.	Description	Qty.
1	10016449	Ground control bracket	1
2	00002573	Nut GB/T 6183.1 M5	3
3	10016453	Hinge	1
4	00001011	Screw GB/T 973 M5×12	3
5	00002337	Screw GB/T 819 M5×12 - H	5
6	10015360	Cover	1
7	00007543	Ground control assembly (without IOT module) (refer to 106.1)	1
	00006801	Ground control assembly (with IOT module )(refer to 106.1)	1
8	00000605	Washer GB/T 97.1 5	2
9	00000606	Washer GB/T 93 5	2
10	00002392	Screw GB/T 70.1 M5×40	2

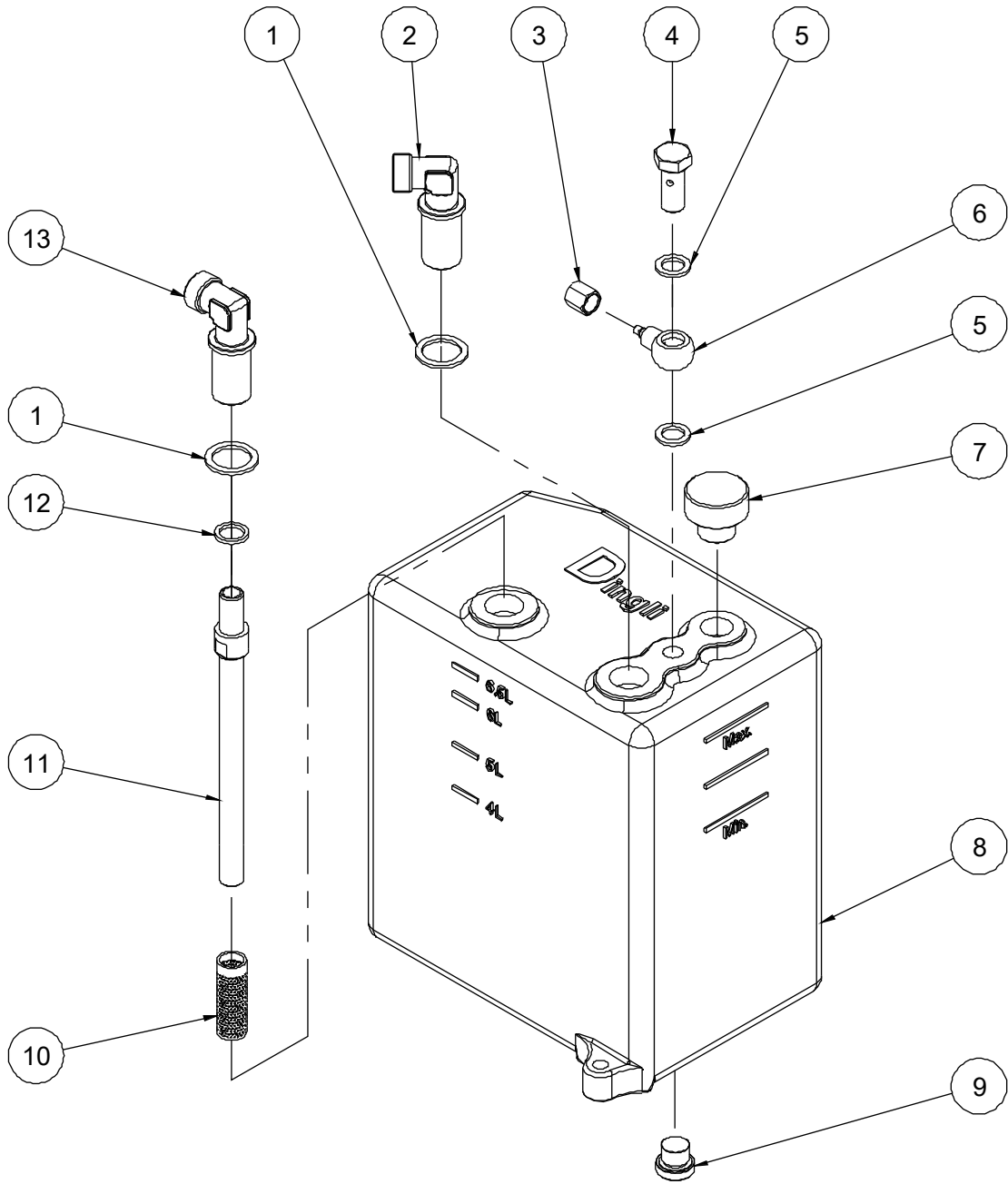
### 106.1 Ground Control Assembly



### 106.1 Ground Control Assembly

Item	Part No.	Description	Qty.
1	00008653	Shell components (without IOT module)	1
	00008654	Shell components (with IOT module )	1
2	00000712	Alarm	1
3	00008656	Alarm Harness	1
4	00008659	Main Board	1
5	00008655	Display	1
6	00008658	Decal, Ground control panel	1
7	00001243	Key switch (key removable in off position)	1
	00003356	Key switch (key removable in all position)	1
--	00003050	Key	1
8	00000713	Emergency stop switch	1
--	00003045	Red mushroom head	1
--	00003046	Base with 1 NO contact	1
9	00008657	EMS Switch Harness	1

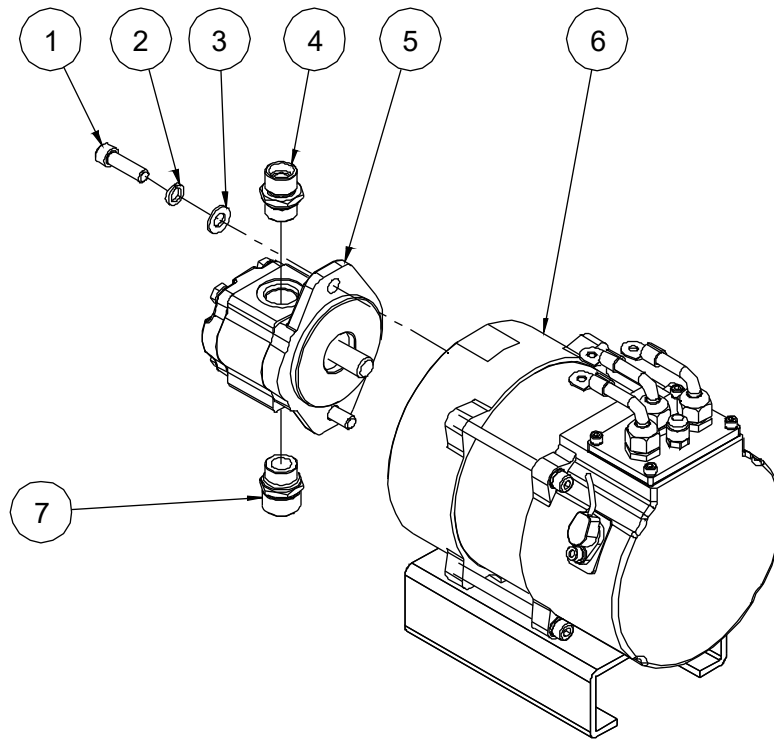
### 107.1 Hydraulic Tank Assembly



**107.1 Hydraulic Tank Assembly**

Item	Part No.	Description	Qty.
1	00001338	Washer JB/T 982 22	2
2	10000466	Fitting	1
3	10000462	Nut	1
4	10000464	Fitting	1
5	00002518	Washer JB/T 982 13	2
6	10000465	Fitting	1
7	10000398	Breather	1
8	10014664	Tank	1
9	00001113	Plug VST13/8ED	1
10	10001391	Filter 22	1
11	10016580	Suction pipe weldment	1
12	10016582	Seal washer	1
13	10001390	Fitting	1

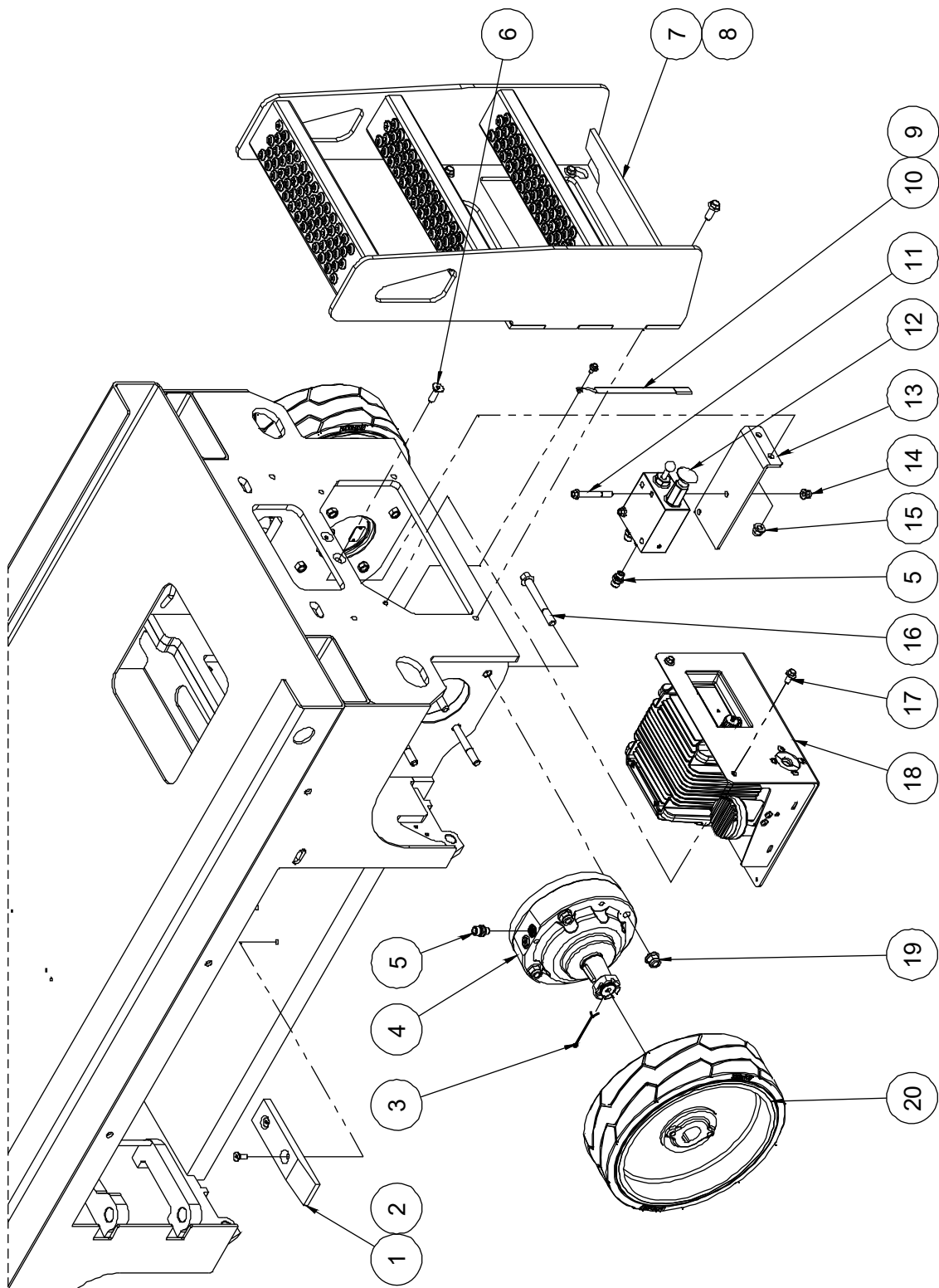
**108.1 Pump Motor Assembly**



**108.1 Pump Motor Assembly**

Item	Part No.	Description	Qty.
1	00001157	3/8-24×1 1/4" Screw ANSI B18.3	2
2	00000679	Washer GB/T 93 10	2
3	00000615	Washer GB/T 97.1 10	2
4	00001776	Straight fitting	1
5	00007996	Pump	1
6	00007928	Motor	1
7	00001778	Straight fitting	1

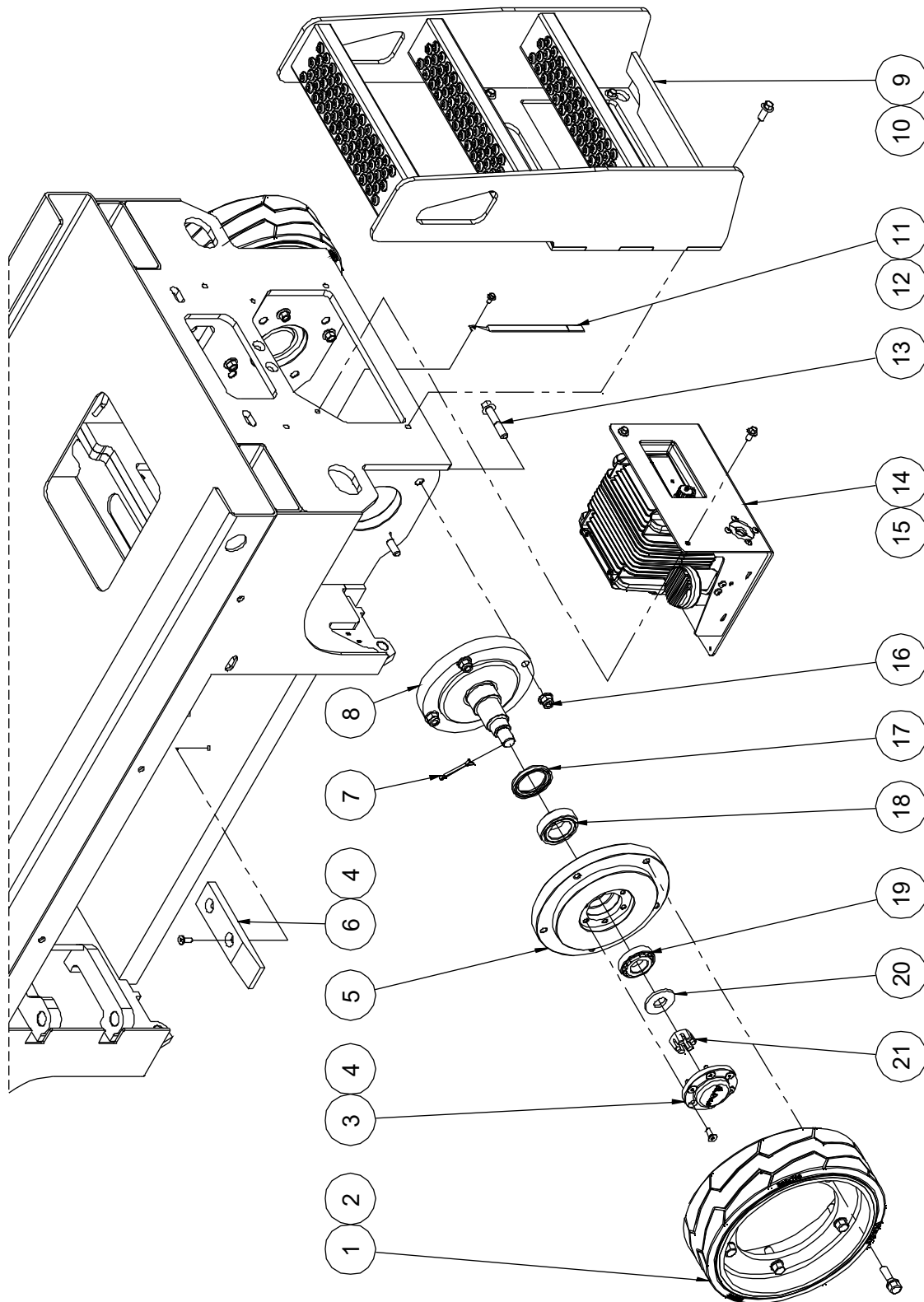
### 109.1 Rear Wheel and Ladder (JCPT0807HA)



**109.1 Rear Wheel and Ladder (JCPT0807HA)**

Item	Part No.	Description	Qty.
1	10000484	Spacer	2
2	00000765	Screw GB/T 70.3 M8×20	4
3	00005279	Cotter pin GB/T 91 4×70	2
4	00002010	Brake	2
5	00001769	Straight fitting	5
6	00000847	Screw GB/T 70.3 M10×30	2
7	10001988	Ladder (without circuit breaker bracket)	1
	10007306	Ladder (with circuit breaker bracket)	1
8	00002887	Bolt QC/T 340 M10×25	4
9	00002863	Bolt QC/T 340 M6×10	1
10	10000487	Ground strap	1
11	00002608	Bolt GB/T 16674 M8×70	2
12	00000530	Brake release hand pump manifold	1
13	10000033	Mounting bracket	1
14	00002575	Nut GB/T 6183.1 M8	2
15	00002572	Nut GB/T 6183.1 M10	2
16	00002885	Bolt GB/T 16674 M12×100	8
17	00002872	Bolt QC/T 340 M8×16	2
18		Charger assembly (refer to 110.1, 110.2)	1
19	00002576	Nut GB/T 6183.1 M12	8
20	10003489	Wheel	2

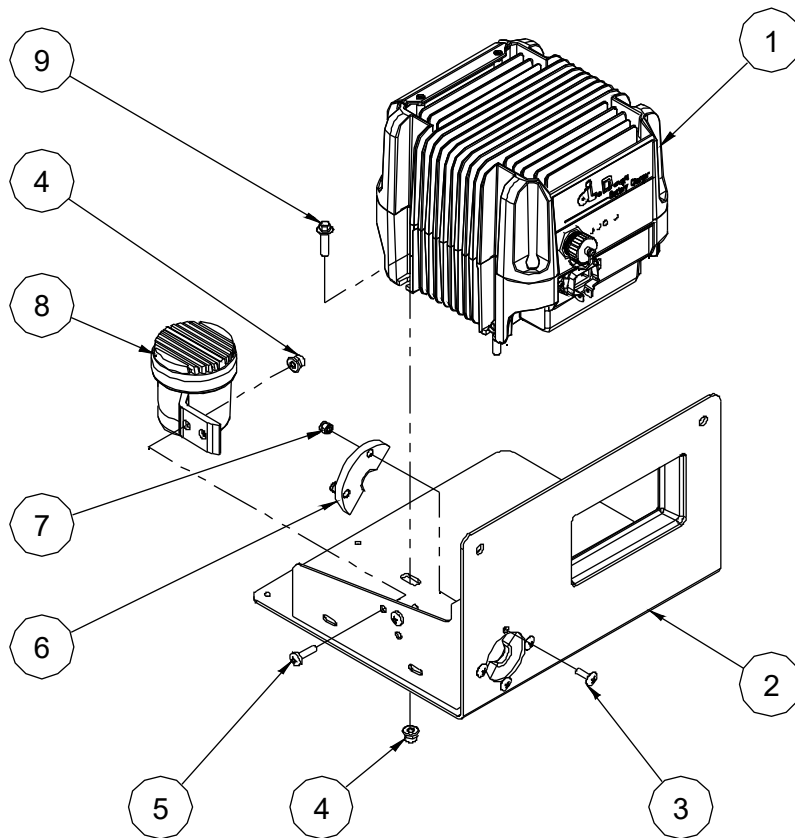
### 109.2 Rear Wheel and Ladder (JCPT0807AC)



**109.2 Rear Wheel and Ladder (JCPT0807AC)**

Item	Part No.	Description	Qty.
1	10015349	Wheel	2
2	10014971	Bolt	10
3	10000638	Cap	2
4	00000765	Screw GB/T 70.3 M8×20	16
5	10000639	Bearing seat	2
6	10000484	Spacer	2
7	00005416	Cotter pin GB/T 91 5×50	2
8	10003079	Spindle	2
9	10001988	Ladder (without circuit breaker bracket)	1
	10007306	Ladder (with circuit breaker bracket)	1
10	00002887	Bolt QC/T 340 M10×25	4
11	10000487	Ground strap	1
12	00002863	Bolt QC/T 340 M6×10	1
13	00006028	Bolt GB/T 16674 M12×65	8
14		Charger assembly (refer to 110.1, 110.2)	1
15	00002872	Bolt QC/T 340 M8×16	2
16	00002576	Nut GB/T 6183.1 M12	8
17	00002081	Seal GB/T 13871.1 FB 50 70 8 III	2
18	00001971	Bearing 33008 GB/T 297	2
19	00001129	Bearing 30206 GB/T 297	2
20	10000637	Washer	2
21	00001884	Nut GB/T 9459 M22×1.5	2

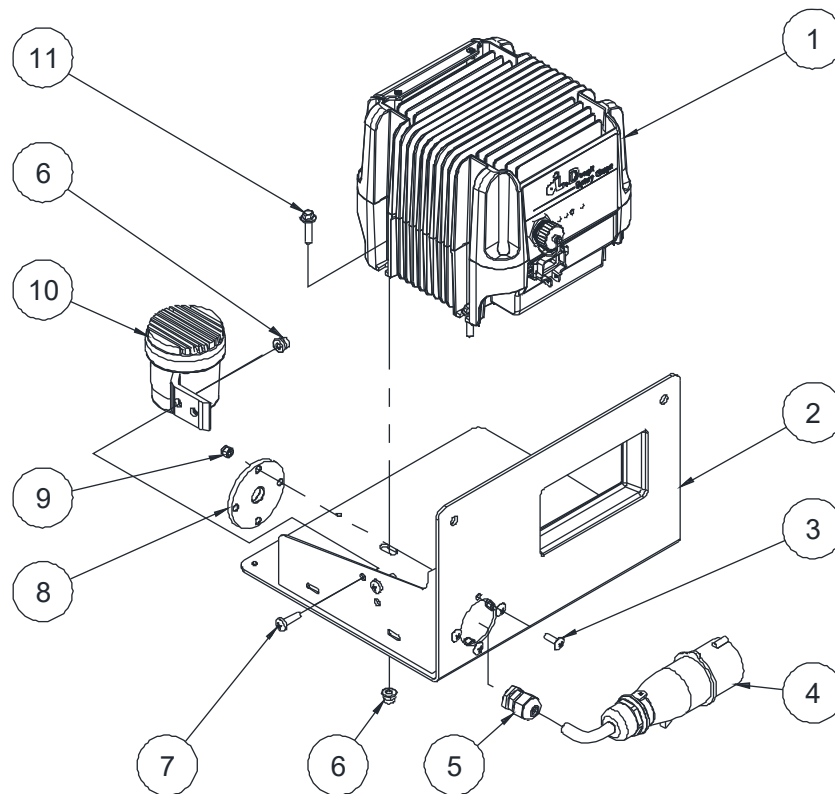
### 110.1 Charger Assembly 1



### 110.1 Charger Assembly 1

Item	Part No.	Description	Qty.
1	00000689	Charger (GPSC)	1
	00007684	Charger (EPC)	1
2	10015367	Charger bracket	1
3	00002523	Screw GB/T 973 M5×16	4
4	00002574	Nut GB/T 6183.1 M6	6
5	00001166	Screw GB/T 818 M6×20 - H	2
6	10000537	Half-round batten	2
7	00000613	Nut GB/T 6182 M5	4
8	00007687	Battery alarm (for 00000689 Charger)	1
	00007683	Battery alarm (for 00007684 Charger)	1
9	00002867	Bolt QC/T 340 M6×25	4

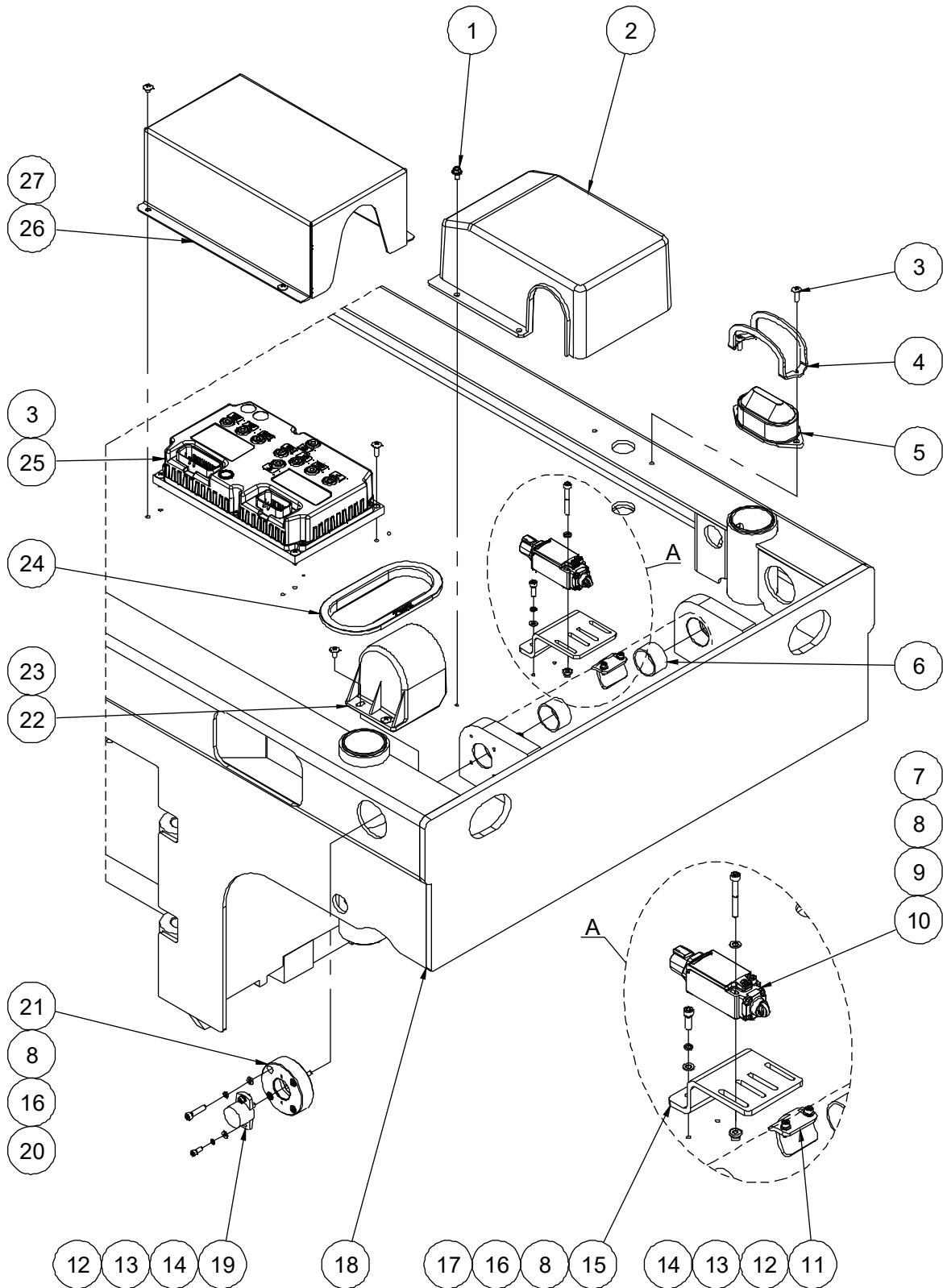
**110.2 Charger Assembly 2**



**110.2 Charger Assembly 2**

Item	Part No.	Description	Qty.
1	00000689	Charger (GPSC)	1
	00007684	Charger (EPC)	1
2	10015367	Charger bracket	1
3	00002523	Screw GB/T 973 M5×16	4
4	00002615	Plug	1
5	00001826	Water-proof joint M16	1
6	00002574	Nut GB/T 6183.1 M6	6
7	00001166	Screw GB/T 818 M6×20 - H	2
8	10001598	Mounting plate	1
9	00000613	Nut GB/T 6182 M5	4
	00007687	Battery alarm (for 00000689 Charger)	1
10	00007683	Battery alarm (for 00007684 Charger)	1
	00002867	Bolt QC/T 340 M6×25	4

### 111.1 Chassis Accessory Installation

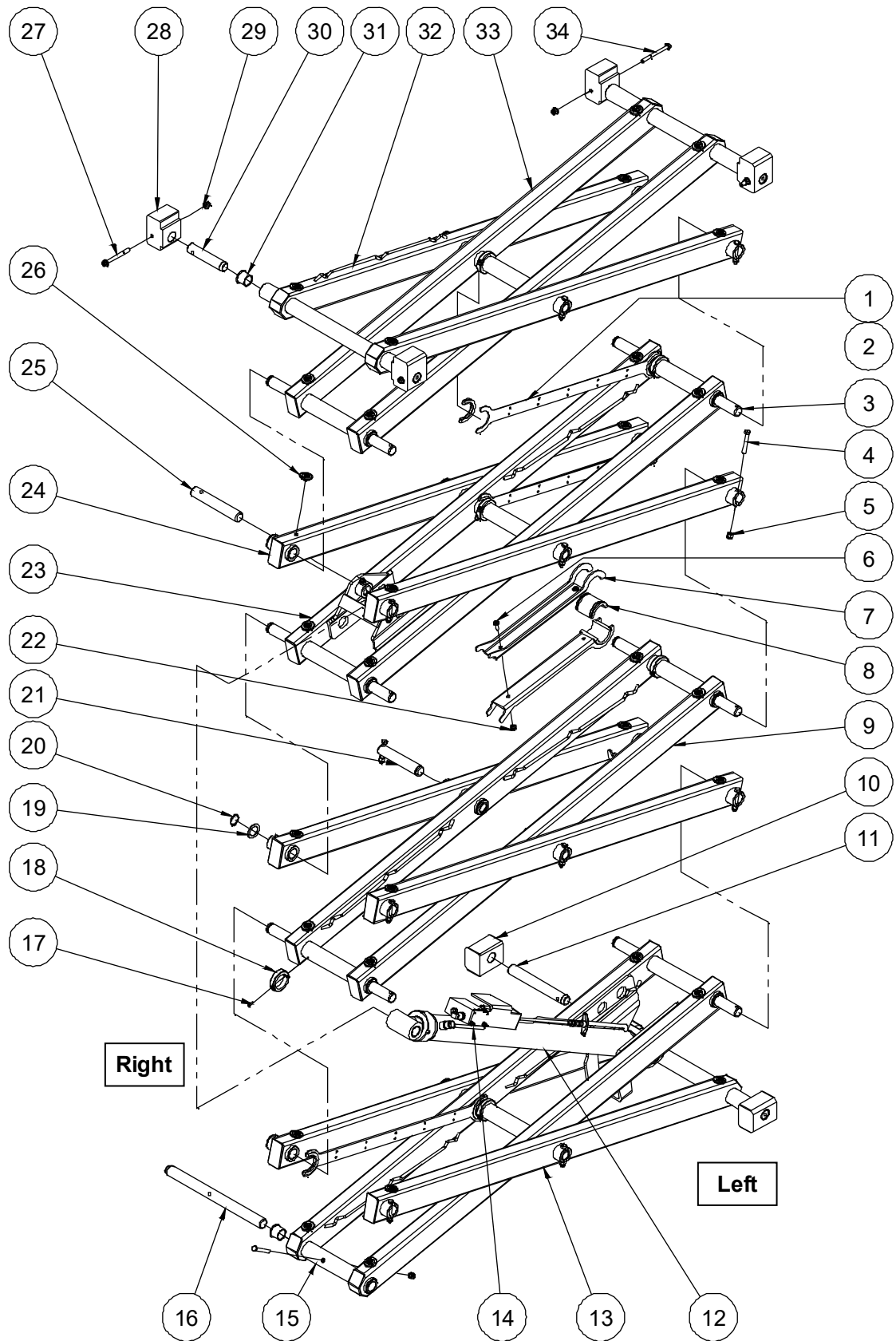


**111.1 Chassis Accessory Installation**

Item	Part No.	Description	Qty.
1	00004298	Bolt GB/T 5789 M5×10	4
2	10007936	Cover	1
3	00002523	Screw GB/T 973 M5×16	6
4	10000488	Beacon cover	1
5	00000740	Beacon	1
6	00000378	8812-323620 Bearing	2
7	00002392	Screw GB/T 70.1 M5×40	2
8	00000605	Washer GB/T 97.1 5	8
9	00002573	Nut GB/T 6183.1 M5	2
10	00007932	Limit switch	1
11	10009151	Signal plate	1
12	00001054	Screw GB/T 70.1 M4×12	4
13	00000779	Washer GB/T 93 4	4
14	00000778	Washer GB/T 97.1 4	4
15	10001004	Switch bracket	1
16	00000606	Washer GB/T 93 5	6
17	00001246	Screw GB/T 70.1 M5×16	6
18	10016037	Frame weldment (For Lead-acid Battery)	1
	10024585	Frame weldment (For Lithium Battery)	1
19	00004796	Rotary sensor	1
20	00002484	Screw GB/T 70.1 M5×25	4
21	10002372	Sensor bracket	1
22	10018268	Sensor cover	1
23	00000999	Screw GB/T 973 M5×10	2
24	10018152	Sheath 2	1
25	00006262	Motor controller (JCPT0807AC)	1
26	10013722	Cover (JCPT0807AC)	1
27	00001009	Screw GB/T 973 M5×6 (JCPT0807AC)	4

# Section 2 Scissor

### 201.1 Scissor Assembly



**201.1 Scissor Assembly**

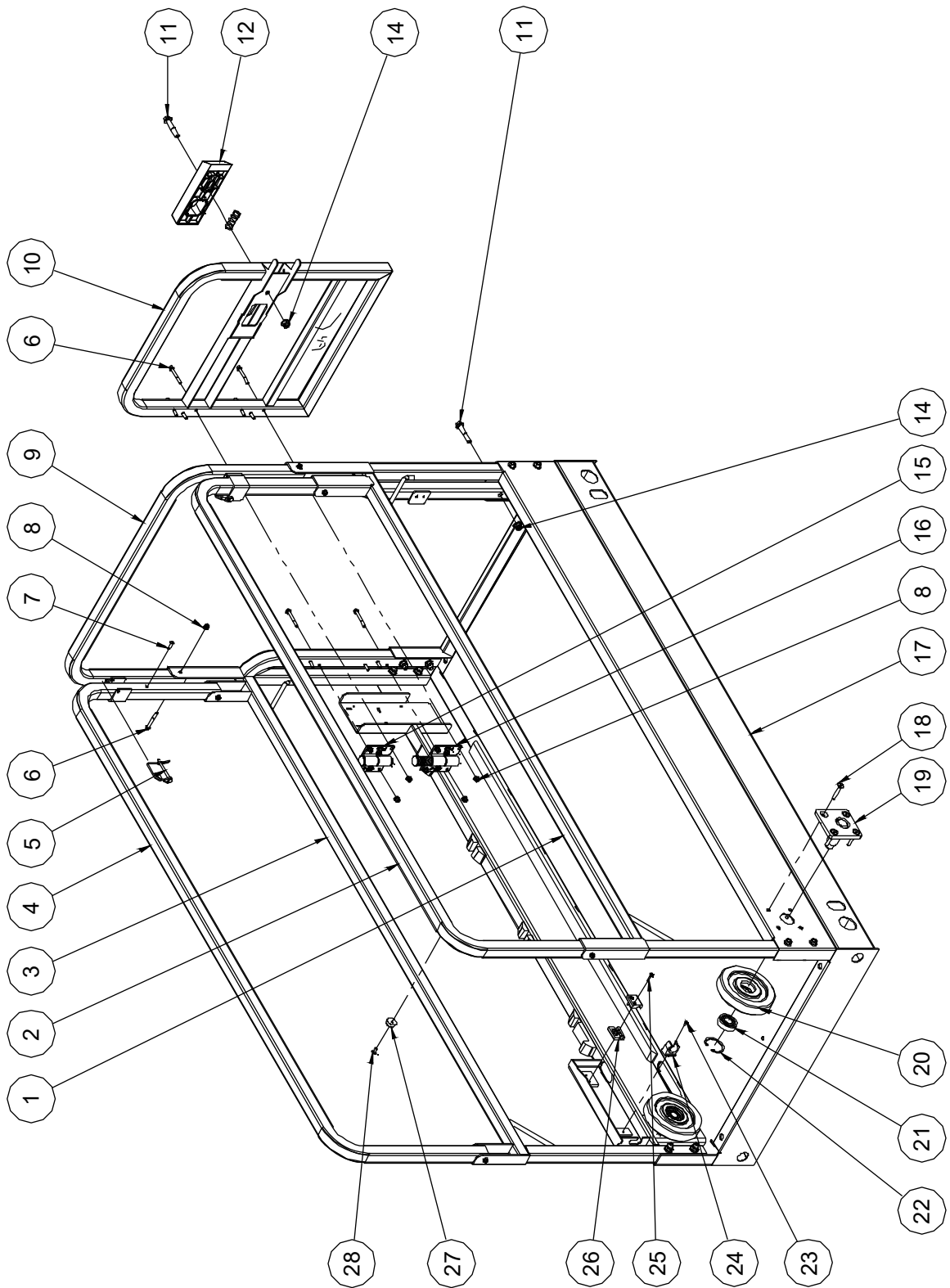
Item	Part No.	Description	Qty.
1	10007634	Cable bridge	3
2	10011775	Clamp	6
3	00005294	898-32×512.5 Pin	9
4	00002512	Bolt GB/T 5782 M10×70	16
5	00000623	Nut GB/T 6182 M10	16
6	00002876	Bolt QC/T 340 M8×25	2
7	10001184	Safety arm	2
8	10001183	Safety arm bushing	2
9	10007632	Inner arm 2	1
10	10001181	Chassis slider	2
11	00005296	896B-32×25B Pin	2
12		Lower lift cylinder assembly (without seal kit) (refer to 401.1)	1
13	10007684	Outer arm 1	1
14	10001161	Hose	1
15	10021923	Inner arm 1	1
16	10014378	Pin	1
17	00000822	Screw GB/T 70.3 M5×16	6
18	10011772	Collar	6
19	10001182	Washer	11
20	00000932	Circlips GB/T 894.1-32	11
21	00000563	898-32×152.5 Pin	2
22	00002575	Nut GB/T 6183.1 M8	2
23	10021926	Inner arm 3	1
24	10007631	Outer arm 2	2
--	10014870	Left single link	1
--	10014869	Right single link	1
25	00005299	895-32162 Pin	2
26	10000264	Block	32

**201.1 Scissor Assembly**

Item	Part No.	Description	Qty.
27	00002884	Bolt GB/T 16674 M10×100	2
28	10001186	Platform slider	4
29	00002572	Nut GB/T 6183.1 M10	4
30	00005297	896B-32×125 Pin	4
31	00000228	8822-3230 Bearing	28
32	10007633	Outer arm 3	1
33	10010703	Inner arm 4	1
34	00002891	Bolt GB/T 16674 M10×110	2

# Section 3 Platform

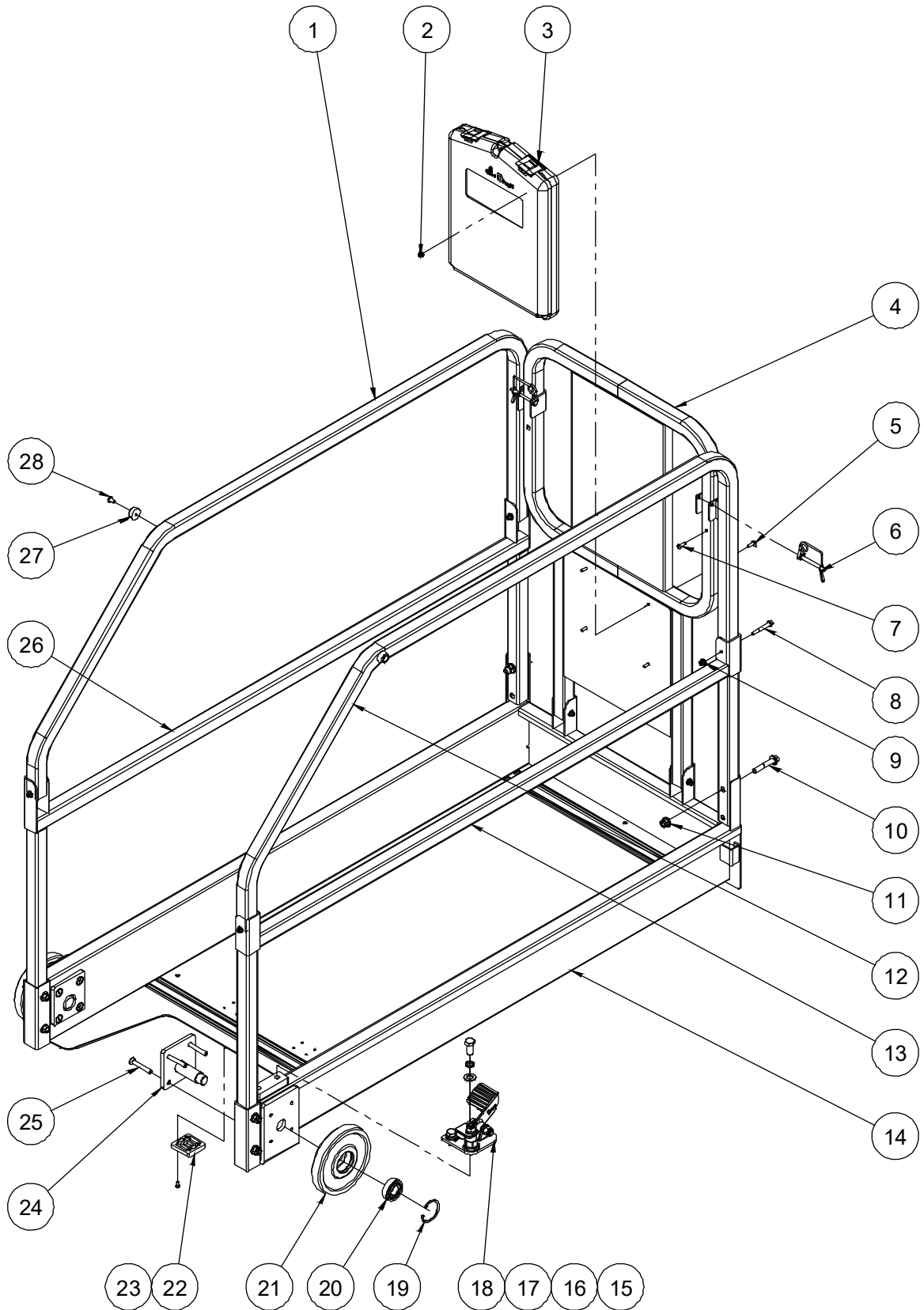
### 301.1 Main Platform Assembly



**301.1 Main Platform Assembly**

Item	Part No.	Description	Qty.
1	10010711	Lower main rail, left	1
2	10010710	Upper main rail, left	1
3	10010706	Lower main rail, right	1
4	10010709	Upper main rail, right	1
5	10001178	Inserted pin	2
6	00002581	Bolt GB/T 16674 M6×50	18
7	00001991	Rivet GB/T 12618.4 4.8×16	2
8	00002574	Nut GB/T 6183.1 M6	18
9	10010713	Rear rail	1
10	10010716	Entry gate	1
11	00002547	Bolt GB/T 16674 M10×55	13
12	10000331	Latch handle	1
13	10000367	Spring	1
14	00002572	Nut GB/T 6183.1 M10	13
15	10000299	Hinge A	1
16	10000302	Hinge B	1
17	10014381	Main deck weldment	1
18	00001154	Screw GB/T 70.3 M8×45	8
19	10000307	Roller bracket	2
20	10002031	Roller	2
21	00001295	Bearing GB/T 276-1994 - 6204	2
22	00000887	Circlips GB/T 893.1-47	2
23	00004385	Screw GB/T 823 M4×8	1
24	00001823	Clip 24	1
25	00002064	Screw GB/T 70.1 M4×20	2
26	10001776	Wire clip	2
27	10000376	Bumper	1
28	00001011	Screw GB/T 973 M5×12	1

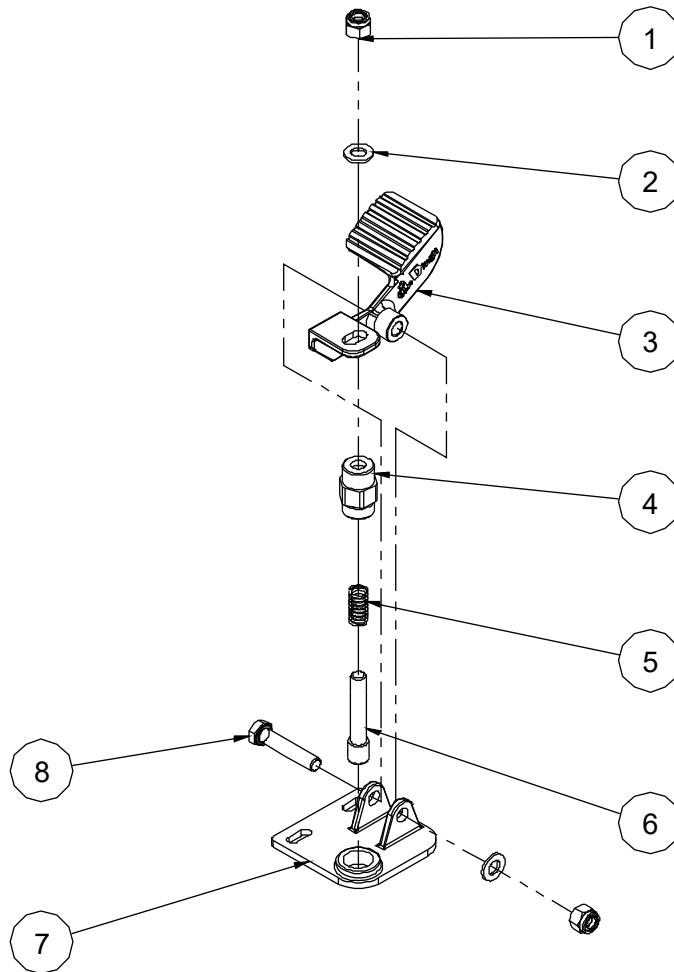
### 302.1 Platform Extension Assembly



**302.1 Platform Extension Assembly**

Item	Part No.	Description	Qty.
1	10010704	Upper extension rail, left	1
2	00002573	Nut GB/T 6183.1 M5	4
3	50000555	Manual box	1
4	10010719	Front rail	1
5	00002523	Screw GB/T 973 M5×16	4
6	10001178	Inserted pin	2
7	00001991	Rivet GB/T 12618.4 4.8×16	2
8	00002581	Bolt GB/T 16674 M6×50	6
9	00002574	Nut GB/T 6183.1 M6	6
10	00002547	Bolt GB/T 16674 M10×55	6
11	00002572	Nut GB/T 6183.1 M10	6
12	10010699	Upper extension rail, right	1
13	10010694	Lower extension rail, right	1
14	10014382	Extension deck weldment	1
15	00000816	Bolt GB/T 5783 M12×25	2
16	00000815	Washer GB/T 93 12	2
17	00000814	Washer GB/T 97.1 12	2
18	10012174	Platform locking device assembly (refer to 303.1)	1
19	00000887	Circlips GB/T 893.1-47	2
20	00001295	Bearing GB/T 276-1994 - 6204	2
21	10000305	Roller 2	2
22	10000046	Slide pad	2
23	00000821	Screw GB/T 70.3 M5×12	8
24	10000307	Roller bracket	2
25	00001155	Screw GB/T 70.3 M8×55	8
26	10010698	Lower extension rail, left	1
27	10000376	Bumper	2
28	00001011	Screw GB/T 973 M5×12	2

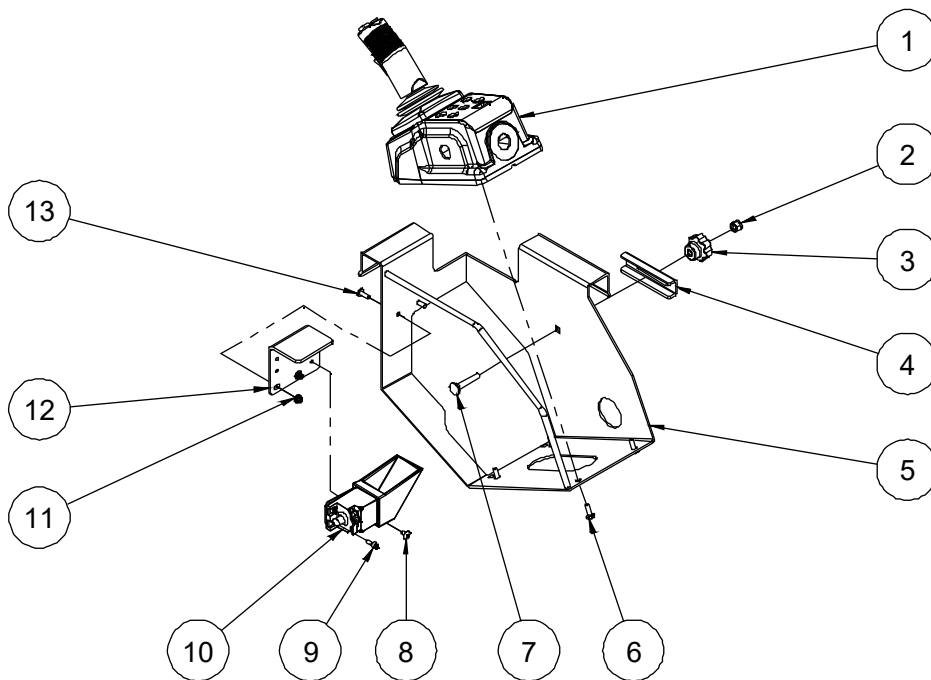
**303.1 Platform Locking Device Assembly**



**303.1 Platform Locking Device Assembly**

Item	Part No.	Description	Qty.
1	00000623	Nut GB/T 6182 M10	2
2	00000615	Washer GB/T 97.1 10	2
3	10000334	Foot pedal	1
4	10000337	Lock pin housing	1
5	10000336	Spring	1
6	10000338	Lock pin	1
7	10012175	Bracket	1
8	00002030	Bolt GB/T 5782 M10×50	1

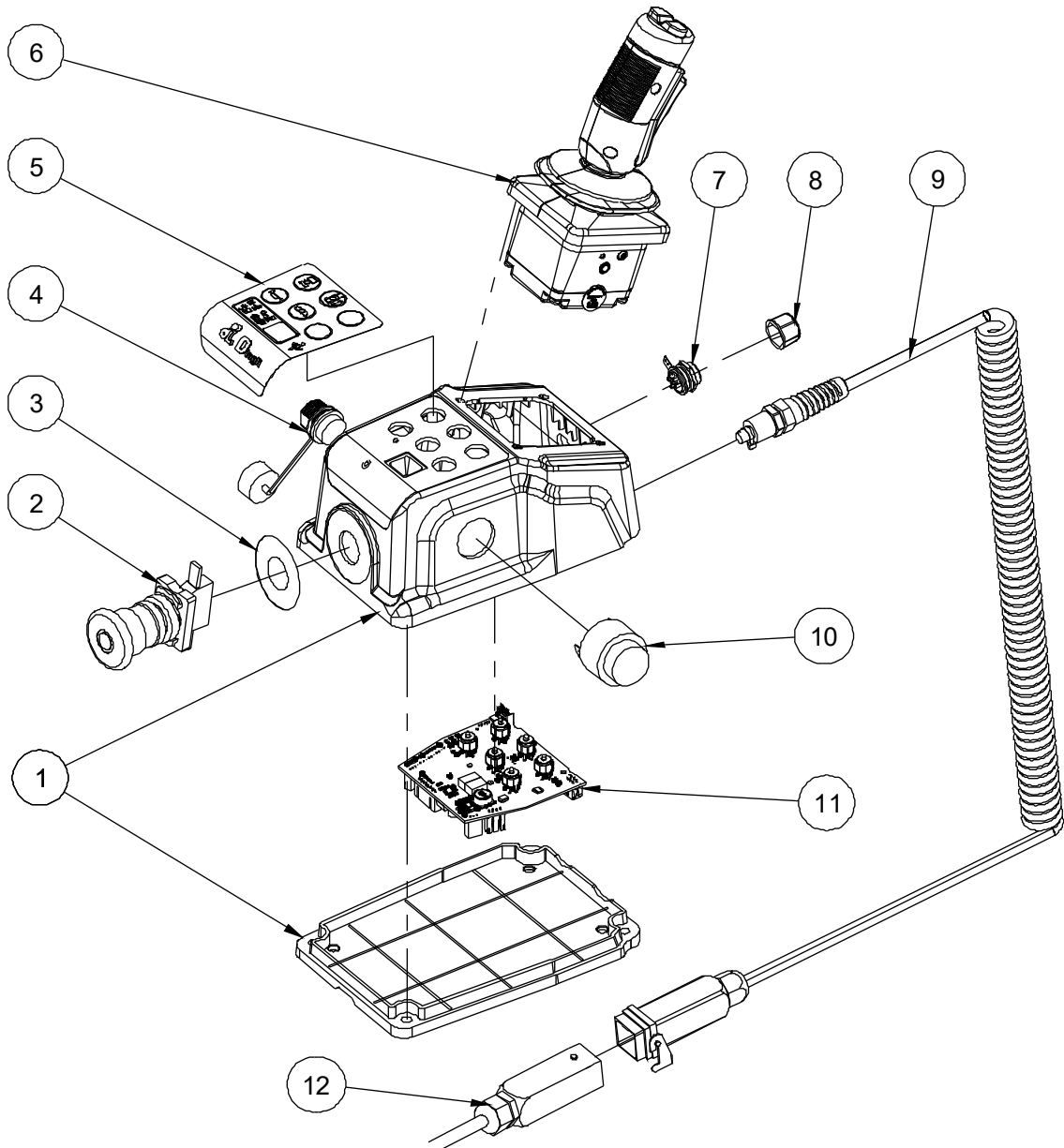
### 304.1 Platform Control Assembly



### 304.1 Platform Control Assembly

Item	Part No.	Description	Qty.
1	00007739	Platform control box assembly (refer to 305.1)	1
2	00001163	Nut GB/T 6182 M8	1
3	10004827	Handle	1
4	10002023	Locating plate	1
5	10000390	Platform control box mount bracket (tilted, without cover)	1
	10013686	Platform control box mount bracket (tilted, with cover)	1
	10001715	Platform control box mount bracket (horizontal, with cover)	1
6	00001986	Screw GB/T 818 M6×16 - H	4
7	00004384	Bolt GB/T 801 M8×45	1
8	00001010	Screw GB/T 973 M5×8 (option)	1
9	00001252	Screw GB/T 70.1 M5×12 (option)	2
10	00006871	Ultrasonic sensor (option)	1
11	00002573	Nut GB/T 6183.1 M5 (option)	2
12	10012853	Sensor bracket (option)	1
13	00002523	Screw GB/T 973 M5×16 (option)	2

### 305.1 Platform Control Box Assembly

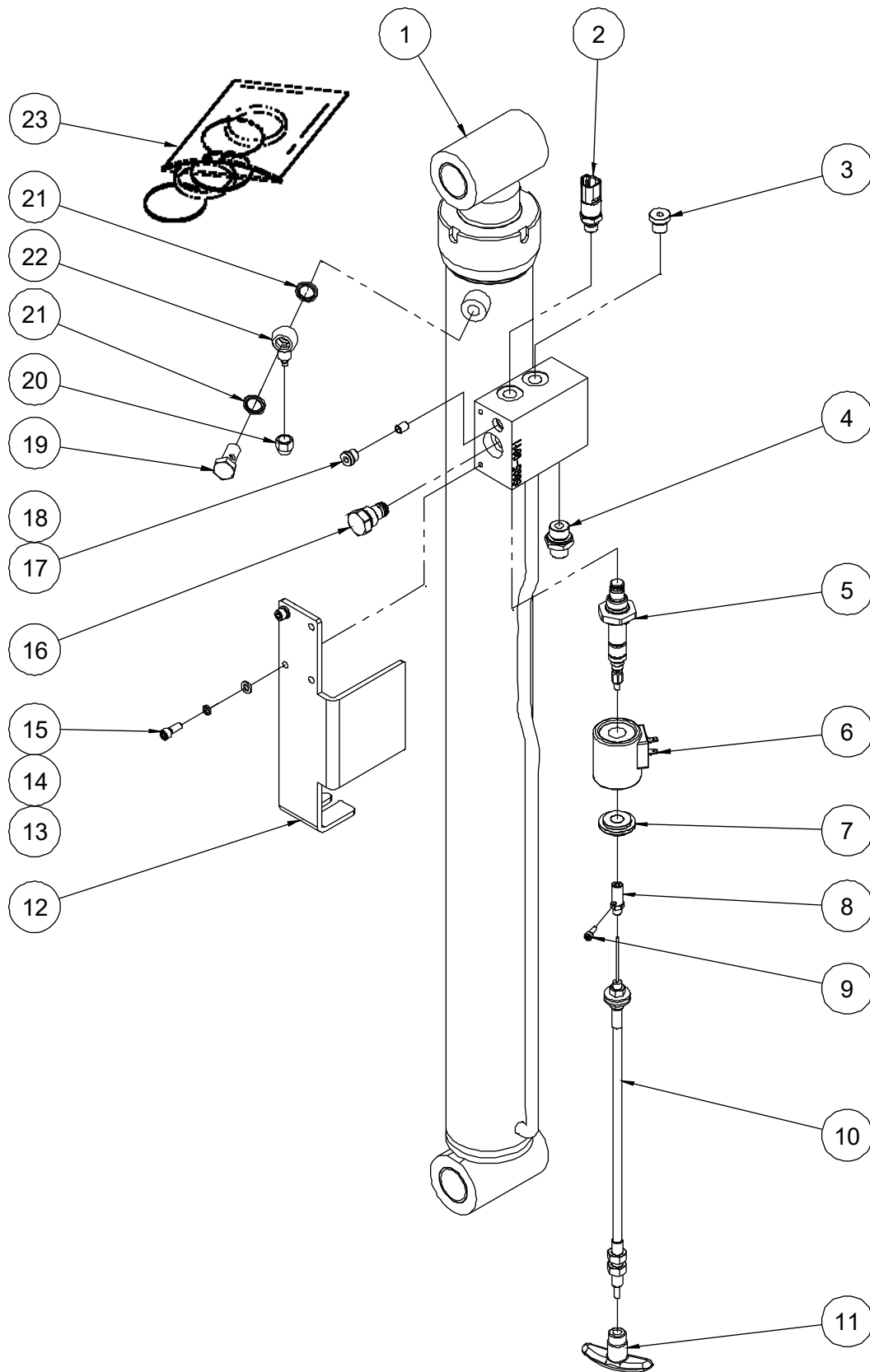


**305.1 Platform Control Box Assembly**

Item	Part No.	Description	Qty.
1	00008649	Shell components	1
2	00000713	Emergency stop switch	1
--	00003045	Red mushroom head	1
--	00003046	Base with 1 NO contact	1
3	00002328	Decal, Emergency stop panel	1
4	00008650	USB Cable	1
5	00008646	Decal, Platform control panel	1
6	00009010	Joystick	1
--	00003033	Function enable switch	1
--	00009012	Joystick cover	1
--	00003035	Joystick steer switch	1
--	00003036	Switch boot	1
7	00008651	Connector	1
8	00008652	Connector Cap	1
9	00008647	Coil cord	1
--	00007855	Hood	1
--	00007856	Female insert	1
--	00007857	Female contacts	5
--	00003043	Cable gland	1
10	00000712	Alarm	1
11	00008648	PCU Main board	1
12	00007691	Platform control box harness	1
--	00008172	Housing	1
--	00008174	Male insert	1
--	00008642	Male contacts	5
--	00003043	Cable gland	1

# Section 4 Hydraulic System

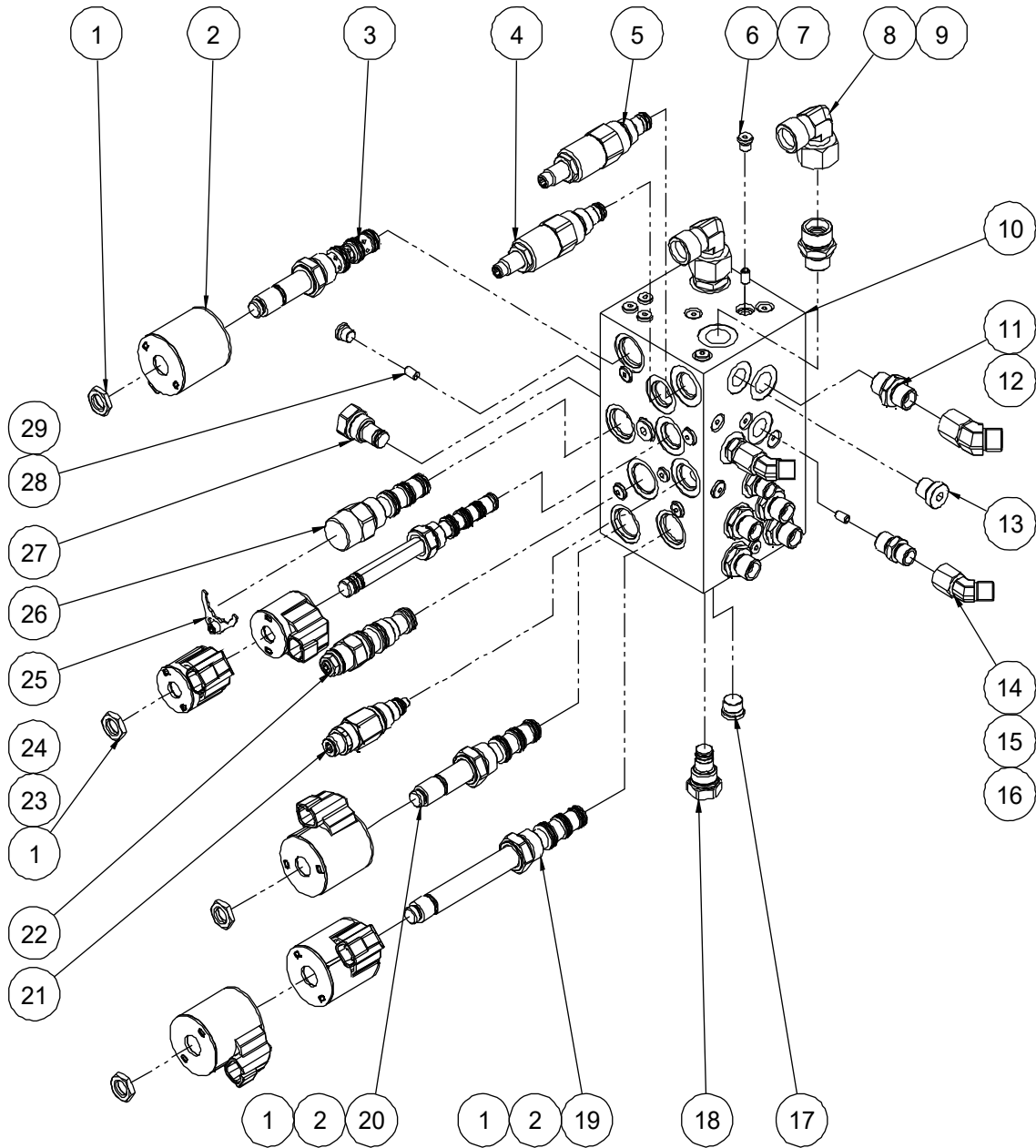
### 401.1 Lower Lift Cylinder Assembly



**401.1 Lower Lift Cylinder Assembly**

Item	Part No.	Description	Qty.
1	10007832	Lower lift cylinder	1
2	00007393	Pressure sensor (current signal)	1
	00000696	Pressure sensor (voltage signal)	1
	00001073	Plug VST114×1.5ED (no pressure sensor)	1
3	00001073	Plug VST114×1.5ED	1
4	00001292	Straight fitting	1
5	00003022	Solenoid valve spool	1
6	00003019	Coil	1
7	00003020	Nut	1
8	10000413	Cable connector	1
9	00001054	Screw GB/T 70.1 M4×12	1
10	10001163	Emergency down cable assembly	1
11	10000410	Lowering knob JB/T 7274.6 BM5×70	1
12	10007775	Valve cover	1
13	00000620	Washer GB/T 97.1 6	2
14	00000621	Washer GB/T 93 6	2
15	00000876	Screw GB/T 70.1 M6×16	2
16	10000404	Check valve	1
17	00002998	Plug SAE4	1
18	00005410	Orifice 3/8-16_Φ1.2	1
19	10000464	Fitting	1
20	10000462	Nut	1
21	00002519	Washer BS/A 13.74	2
22	10000465	Fitting	1
23	00003025	Seal kit	1

402.1 Function manifold (JCPT0807HA)



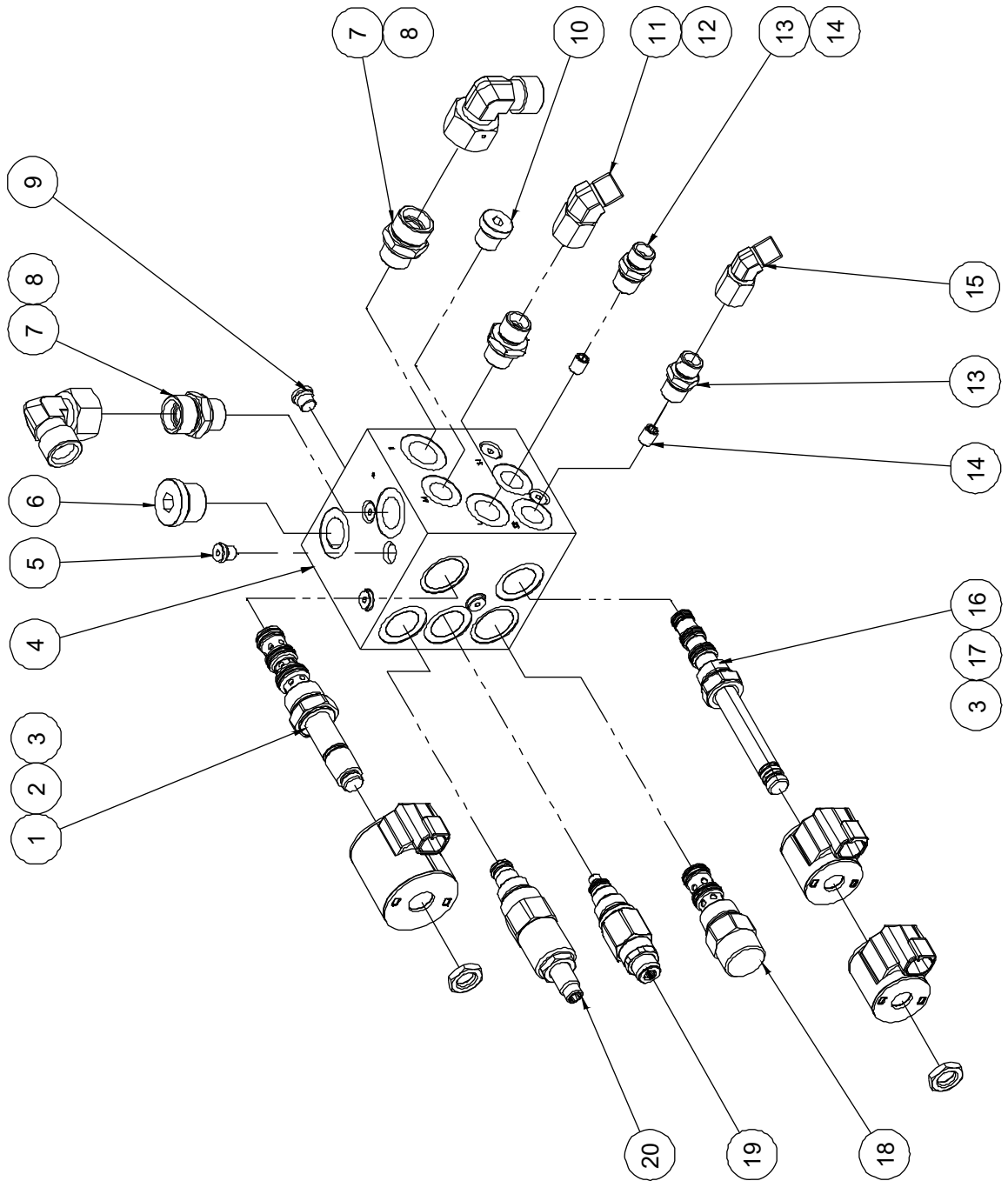
**402.1 Function manifold (JCPT0807HA)**

Item	Part No.	Description	Qty.
1	00003017	Nut	4
2	00006793	Coil	4
3	00003003	Solenoid valve spool (SV2)	1
4	00006792	Relief valve (RV2)	1
5	00010535	Relief valve (RV1)	1
6	00002999	Plug SAE2	24
7	00006934	Orifice M6_Φ0.8	1
8	00001835	Elbow	2
9	00001264	Straight fitting	2
10	00006790	Valve body	1
11	00001291	Straight fitting	5
12	00007780	45°fitting	1
13	00001073	Plug VSTI14×1.5ED	1
14	00007779	45°fitting	2
15	00001282	Straight fitting	3
16	00006935	Orifice M6_Φ1.3	2
17	00003361	Plug SAE6	2
18	10000404	Check valve (CV1)	1
19	00003011	Solenoid valve spool (SV4)	1
20	00003010	Solenoid valve spool (SV3)	1
21	00007799	Relief valve (RV3)	1
22	00008022	Counterbalance valve spool (CB1)	1
23	00006770	Coil	2
24	00006789	Solenoid valve spool (SV1)	1
25	00011199	Lock sheet	1
--	00005240	Screw GB/T 70.1 M5×8	1
25	00008822	Lock sheet	1
--	00008823	Screw GB/T 818 M6×8 - H	1
26	00006785	Flow control valve (EC1)	1

**402.1 Function manifold (JCPT0807HA)**

<b>Item</b>	<b>Part No.</b>	<b>Description</b>	<b>Qty.</b>
27	00006786	Check valve (CV2)	1
28	00006936	Orifice M6_Φ1.5	1
29	00002997	Plug SAE3	11

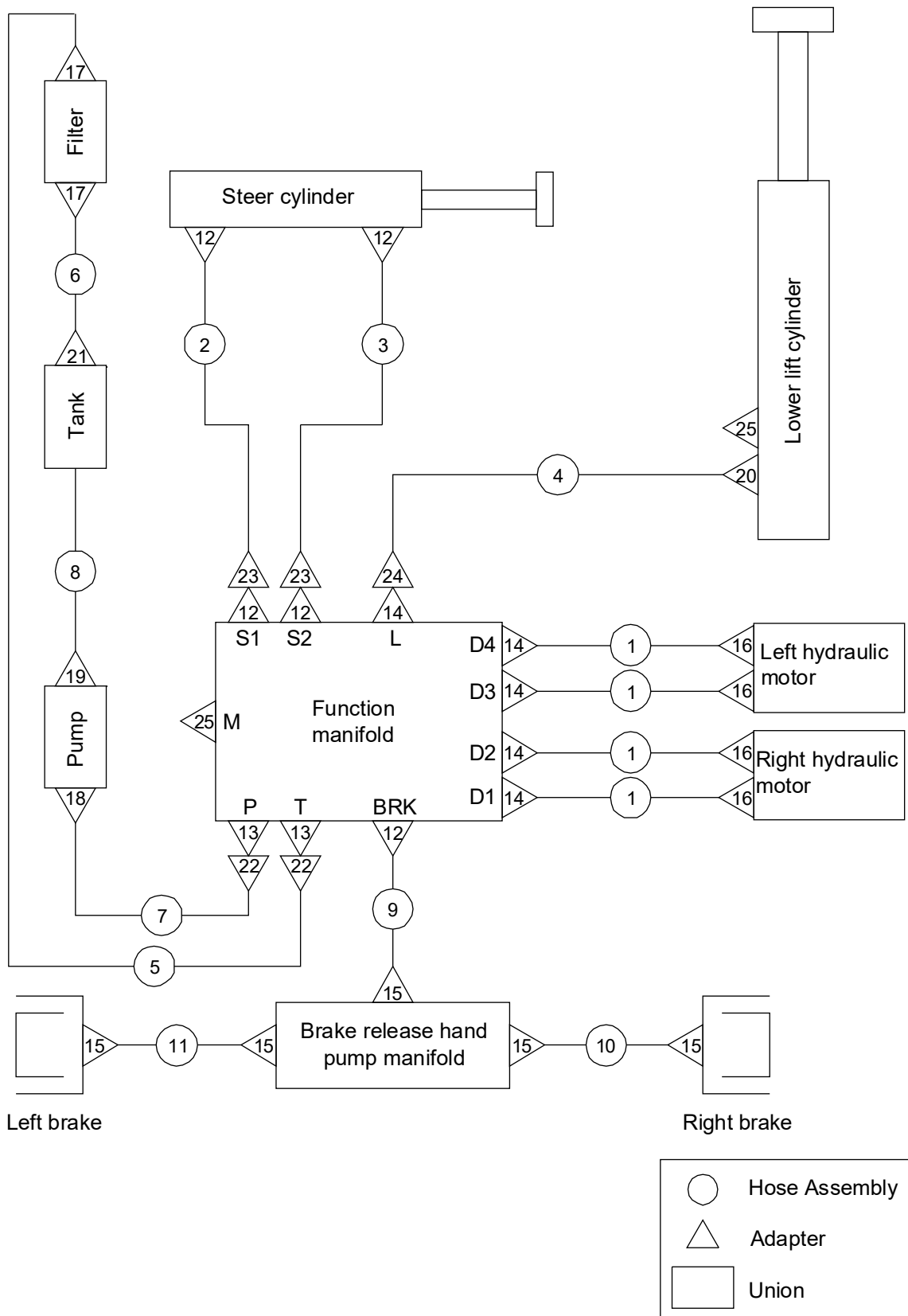
402.2 Function manifold (JCPT0807AC)



**402.2 Function manifold (JCPT0807AC)**

Item	Part No.	Description	Qty.
1	00003003	Solenoid valve spool (SV2)	1
2	00006793	Coil	1
3	00003017	Nut	2
4	00007753	Valve body	1
5	00002999	Plug SAE2	13
6	00001077	Plug VSTI22×1.5ED	1
7	00001264	Straight fitting	2
8	00001835	Elbow	2
9	00002997	Plug SAE3	3
10	00001073	Plug VSTI14×1.5ED	1
11	00007780	45°fitting	1
12	00001291	Straight fitting	1
13	00001282	Straight fitting	2
14	00003000	Orifice Φ1.0	2
15	00007779	45° fitting	1
16	00003004	Solenoid valve spool (SV1)	1
17	00006770	Coil	2
18	00003012	Flow control valve (FR1)	1
19	00007799	Relief valve (RV2)	1
20	00006792	Relief valve (RV1)	1

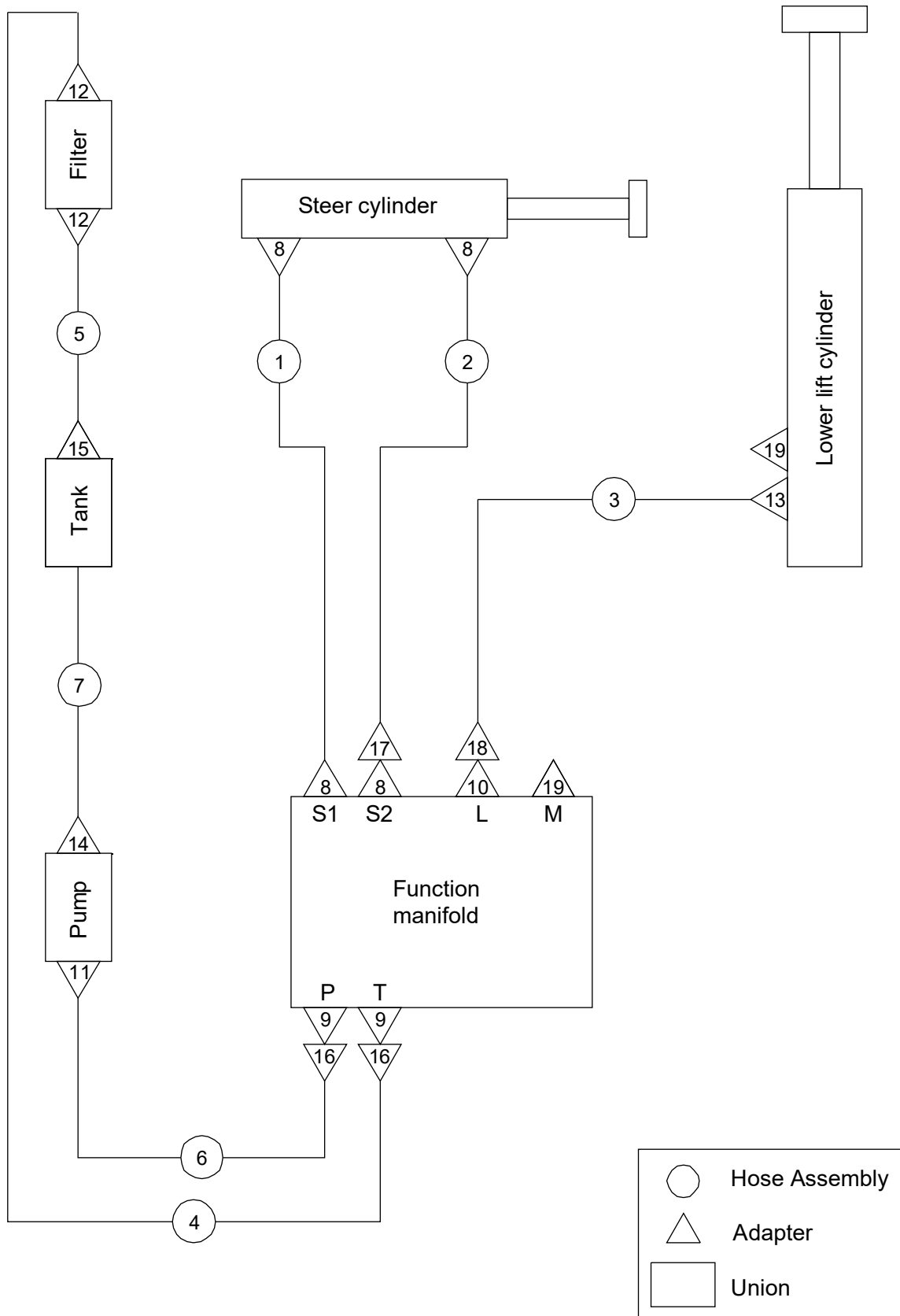
**403.1 Hydraulic Hoses and Fittings (JCPT0807HA)**



**403.1 Hydraulic Hoses and Fittings (JCPT0807HA)**

Item	Part No.	Description	Qty.
1	00007269	Hose assembly	4
2	00002298	Hose assembly	1
3	00002299	Hose assembly	1
4	00006570	Hose assembly	1
5	00007796	Hose assembly	1
6	00007637	Hose assembly	1
7	00007992	Hose assembly	1
8	00008691	Hose assembly	1
9	00006332	Hose assembly	1
10	00002301	Hose assembly	1
11	00002302	Hose assembly	1
12	00001282	Straight fitting	5
13	00001264	Straight fitting	2
14	00001291	Straight fitting	5
15	00001769	Straight fitting	5
16	00001771	Straight fitting	4
17	00001508	Straight fitting	2
18	00001776	Straight fitting	1
19	00001778	Straight fitting	1
20	00001292	Straight fitting	1
21	10000466	Fitting	1
22	00001835	Elbow	2
23	00007779	45° fitting	2
24	00007780	45° fitting	1
25	00001073	Plug VST114×1.5ED	2

403.2 Hydraulic Hoses and Fittings (JCPT0807AC)

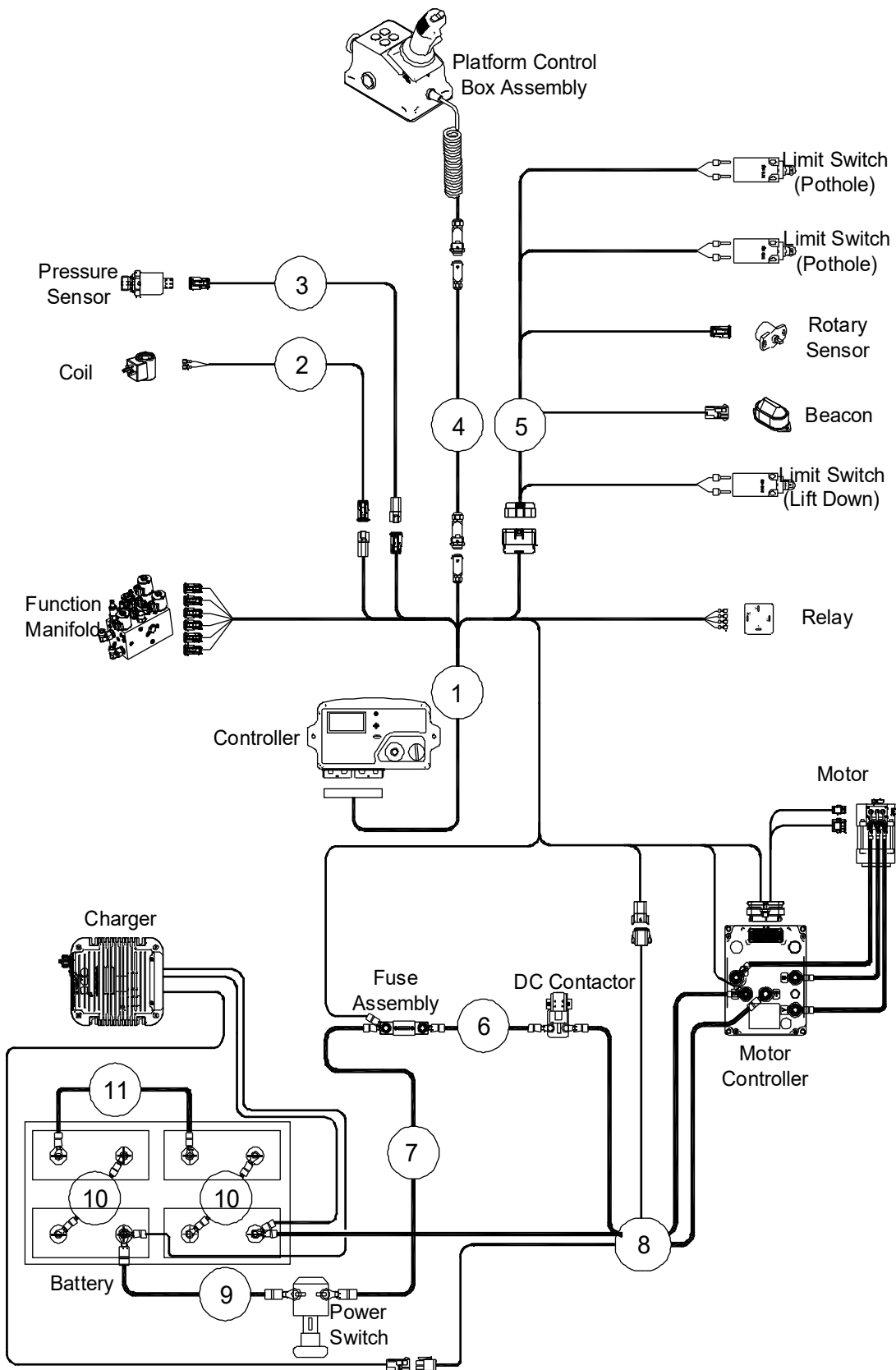


**403.2 Hydraulic Hoses and Fittings (JCPT0807AC)**

Item	Part No.	Description	Qty.
1	00002298	Hose assembly	1
2	00002299	Hose assembly	1
3	00006570	Hose assembly	1
4	00004546	Hose assembly	1
5	00007637	Hose assembly	1
6	00008003	Hose assembly	1
7	00008691	Hose assembly	1
8	00001282	Straight fitting	4
9	00001264	Straight fitting	2
10	00001291	Straight fitting	1
11	00001776	Straight fitting	1
12	00001508	Straight fitting	2
13	00001292	Straight fitting	1
14	00001778	Straight fitting	1
15	10000466	Fitting	1
16	00001835	Elbow	2
17	00007779	45° fitting	1
18	00007780	45° fitting	1
19	00001073	Plug VST114×1.5ED	2

# **Section 5 Electrical System**

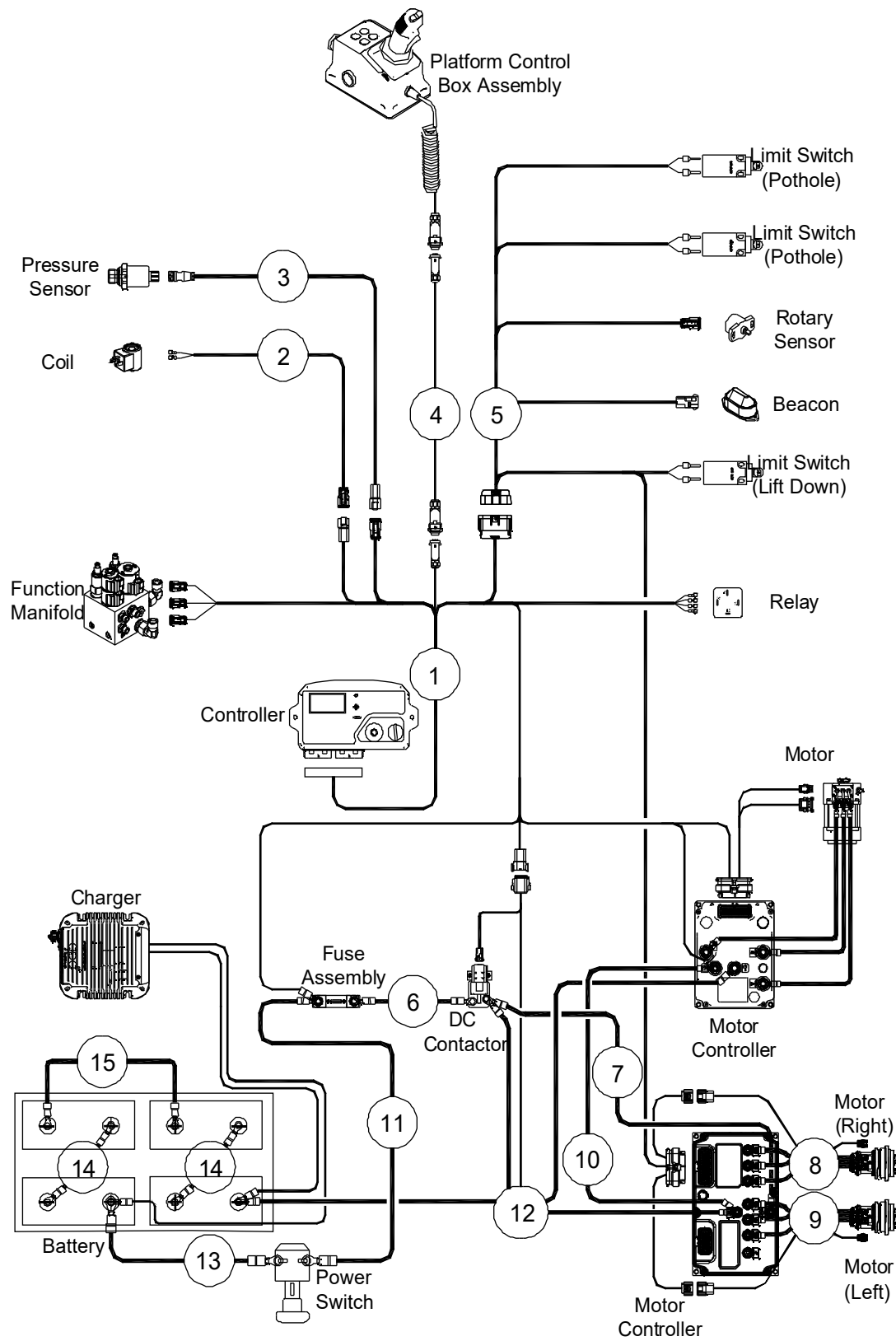
### 501.1 Electrical Harness (JCPT0807HA) (Lead-acid Battery)



**501.1 Electrical Harness (JCPT0807HA) (Lead-acid Battery)**

Item	Part No.	Description	Qty.
1	00007986	ECU Harness	1
2	00007997	Lowering valve harness	1
3	00007989	Pressure sensor harness (matching with 00007393 pressure sensor)	1
	00008374	Pressure sensor harness (matching with 00000696 pressure sensor)	1
4	00007691	Platform control box harness	1
5	00007999	Limit switch harness	1
6	00008000	Power harness	1
7	00007752	Power harness	1
8	00007988	Power harness	1
9	00007676	Power harness	1
10	00010587	Battery harness	2
11	00010586	Battery harness	1

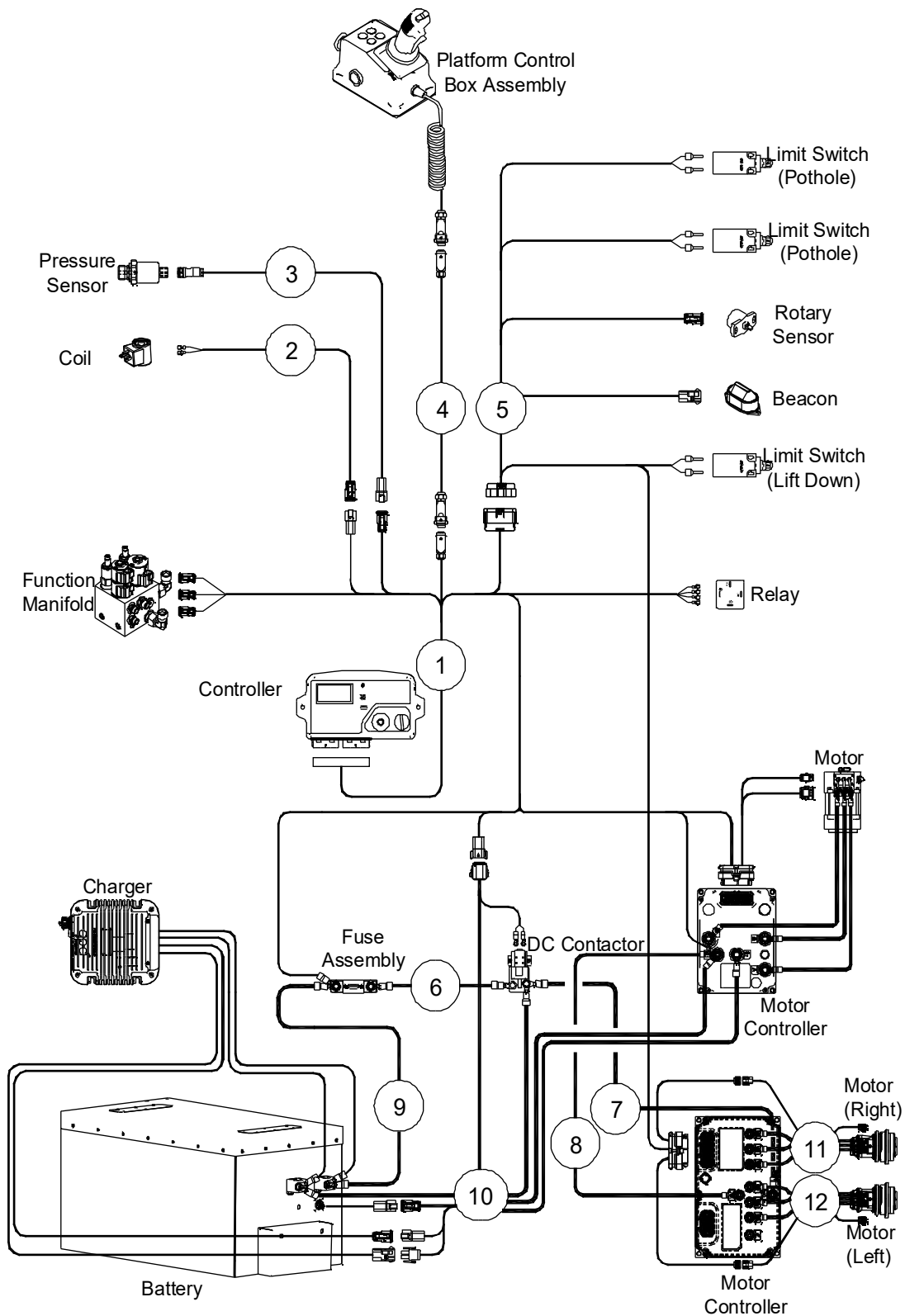
**502.1 Electrical Harness (JCPT0807AC) (Lead-acid Battery)**



**502.1 Electrical Harness (JCPT0807AC) (Lead-acid Battery)**

Item	Part No.	Description	Qty.
1	00007985	ECU Harness	1
2	00007997	Lowering valve harness	1
3	00007989	Pressure sensor harness (matching with 00007393 pressure sensor)	1
	00008374	Pressure sensor harness (matching with 00000696 pressure sensor)	1
4	00007691	Platform control box harness	1
5	00007987	Limit switch and drive motor harness	1
6	00008000	Power harness	1
7	00008001	Power harness	1
8	00011084	Drive motor harness, right	1
9	00011083	Drive motor harness, left	1
10	00007688	Power harness	1
11	00007752	Power harness	1
12	00007988	Power harness	1
13	00007676	Power harness	1
14	00010587	Battery harness	2
15	00010586	Battery harness	1

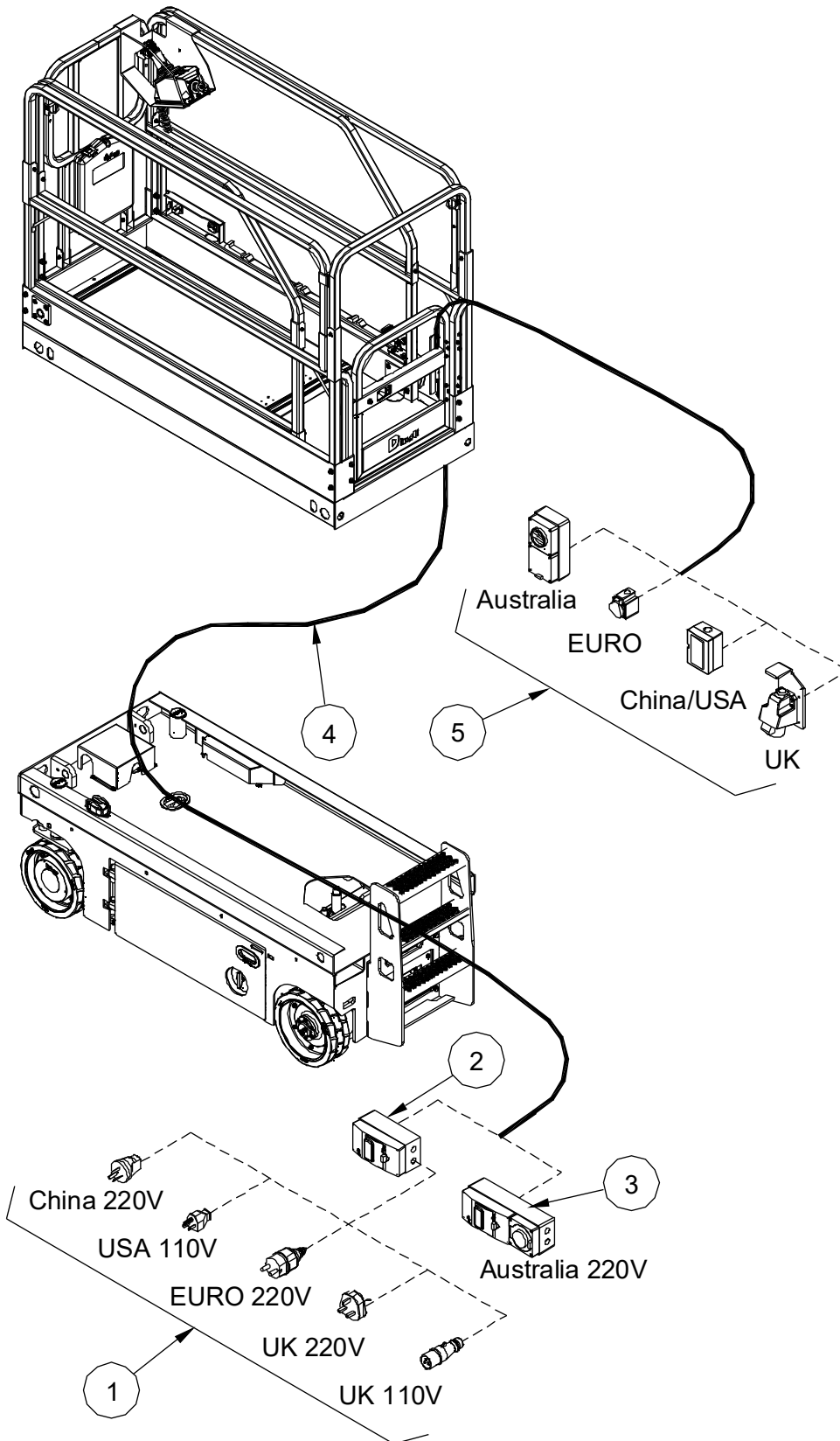
502.2 Electrical Harness (JCPT0807AC) (Lithium Battery)



**502.2 Electrical Harness (JCPT0807AC) (Lithium Battery)**

Item	Part No.	Description	Qty.
1	00007985	ECU Harness	1
2	00007997	Lowering valve harness	1
3	00007989	Pressure sensor harness (matching with 00007393 pressure sensor)	1
	00008374	Pressure sensor harness (matching with 00000696 pressure sensor)	1
4	00007691	Platform control box harness	1
5	00007987	Limit switch and drive motor harness	1
6	00008000	Power harness	1
7	00008001	Power harness	1
8	00007688	Power harness	1
9	00007762	Power harness	1
10	00008170	Power harness	1
11	00011084	Drive motor harness, right	1
12	00011083	Drive motor harness, left	1

### 503.1 Power to Platform

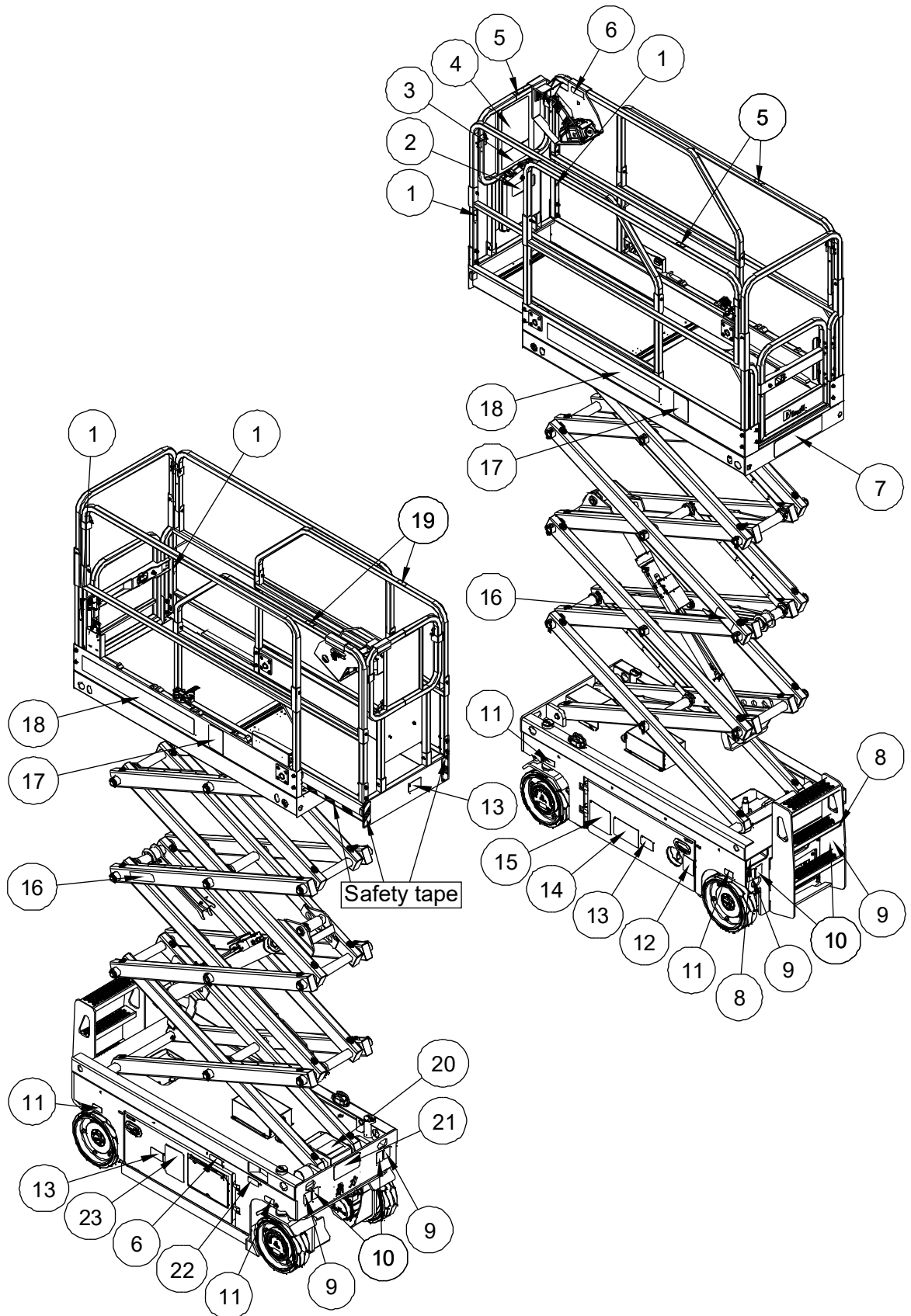


**503.1 Power to Platform**

Item	Part No.	Description	Qty.
1	00003148	AC plug (China 220V)	1
	00003149	AC plug (USA 110V)	1
	00003151	AC plug (European 220V)	1
	00003150	AC plug (UK 220V)	1
	00002615	AC plug (UK 110V)	1
2	00002634	Circuit breaker	1
3	00002603	AC plug (Australia 220V)	1
4	00003961	Wire cable, platform AC power	1
5	00002617	AC socket (Australia)	1
	00002709	AC socket (European)	1
	00000668	AC socket (China/USA)	1
	00004771	AC socket (UK) (AC socket bracket: 10016048)	1

# Section 6 Decal

601.1 Decals with Words (CE)



**601.1 Decals with Words (CE)**

Item	Part No.	Description	Qty.
1	09440011	Decal, Label-Lanyard anchorage point	4
2	09340001	Decal, Notice-Keep the manual with the machine	1
3	09440003	Decal, Danger-Tip-over hazard, tilt-alarm	1
4	09440001	Decal, Danger-General safety rules	1
5	09340070	Decal, Symbols-Non operating hand position	3
6	09340003	Decal, Instructions-Refer the operator to the instructions for use	2
7	09440070	Decal, Label-Capacity 230kg	1
8	09310001	Decal, Instructions-Forklift pockets	2
9	09310003	Decal, Instructions-Tie down point	4
10	09310002	Decal, Instructions-Lift point	4
11	09310233	Decal, Instructions-Maximum wheel load 710kg 1562 lbs	4
12	09310064	Decal, Notice-Main power switch operation	1
13	09540001	Decal, Label-CE	3
14	09410129	Decal, Warning-Charge warning	1
15	09410001	Decal, Danger-Explosion/burn hazard	1
16	09330001	Decal, Danger-Safety arm	2
17	09440009	Decal, Caution-Max. manual force 400N (Indoor) 200N (Outdoor)	2
18	09640123	Decal, Label-JCPT0807HA (JCPT0807HA)	2
	09640122	Decal, Label-JCPT0807AC (JCPT0807AC)	2
19	09440212	Decal, Warning-Crushing hazard	2
20	09410005	Decal, Danger-Do not alter or disable limit switch	1
21	09430003	Decal, Danger-Keep away from moving parts	1
22	09310004	Decal, Instructions-Emergency lower	1
23	09410003	Decal, Warning-Inspected and operation properly	1

601.1 Decals with Words (CE)


① 09440011 

② 09340001 


③ 09440003 

④ 09440001 


⑤ 09340070 

⑥ 09340003 

⑦ 09440070 

⑧ 09310001 


⑨ 09310003 


⑩ 09310002 

⑪ 09310233 

⑫ 09310064 

⑬ 09540001 

⑭ 09410129 

⑮ 09410001 

⑯ 09330001 


⑰ 09440009 

⑱ 09440212 

⑲ 09410005 

⑳ 09410003 


㉑ 09430003 

㉒ 09310004 


㉓ 09640123 

㉔ 09640122 

① 09440011 

② 09340001 

③ 09440003 

④ 09440001 

⑤ 09340070 

⑥ 09340003 

⑦ 09440070 

⑧ 09310001 

⑨ 09310003 

⑩ 09310002 

⑪ 09310233 


⑫ 09310064 


⑬ 09540001 

⑭ 09410129 

⑮ 09410001 

⑯ 09330001 

⑰ 09440009 

⑱ 09440212 

⑲ 09410005 

⑳ 09410003 

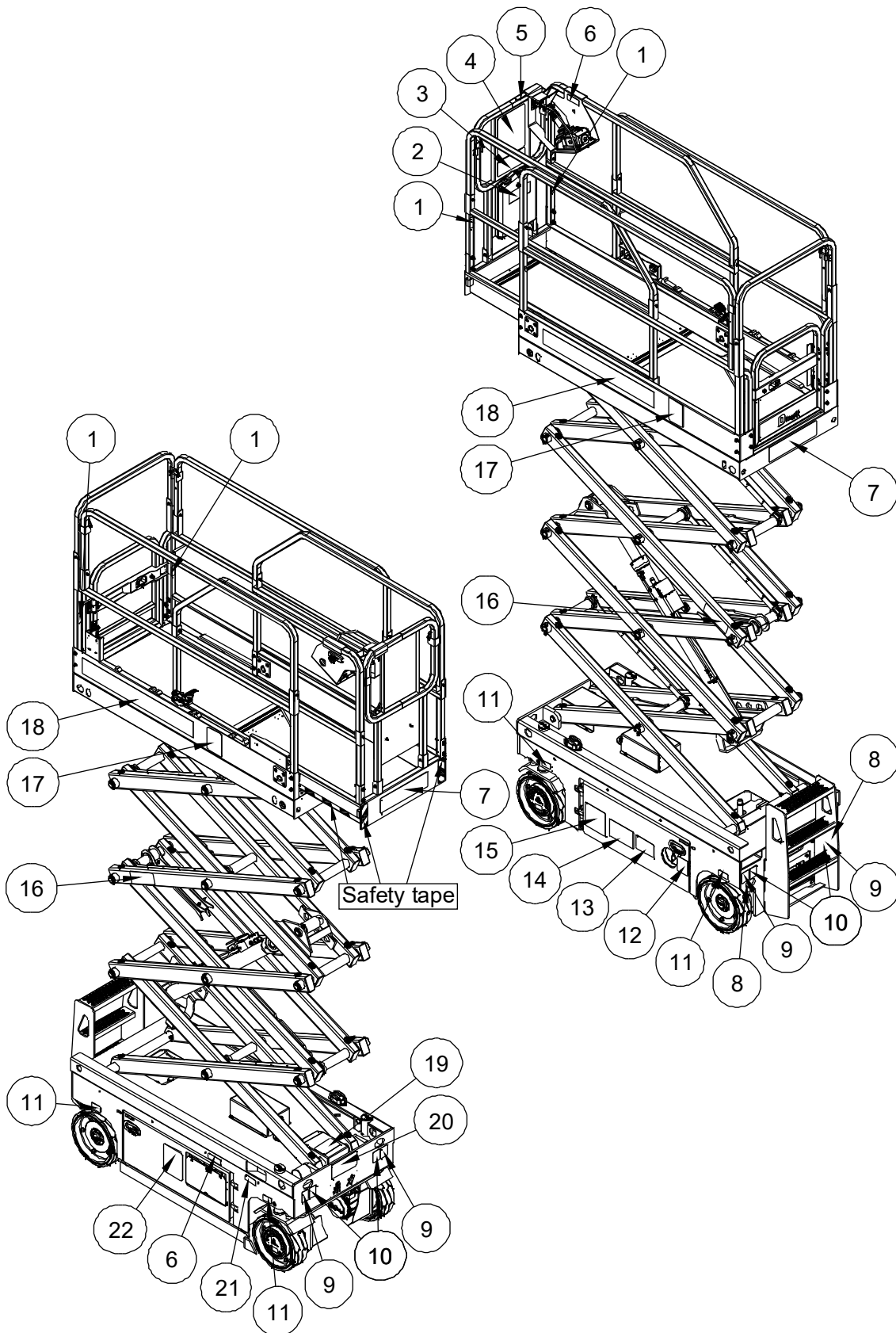
㉑ 09430003 

㉒ 09310004 

㉓ 09640123 

㉔ 09640122 

601.2 Decals with Words (ANSI)



**601.2 Decals with Words (ANSI)**

Item	Part No.	Description	Qty.
1	09440011	Decal, Label-Lanyard anchorage point	4
2	09340001	Decal, Notice-Keep the manual with the machine	1
3	09440003	Decal, Danger-Tip-over hazard, tilt-alarm	1
4	09440037	Decal, Danger-General safety rules	1
5	09340005	Decal, Instructions-Platform controller normal position	1
6	09340003	Decal, Instructions-Refer the operator to the instructions for use	2
7	09440304	Decal, Label-Capacity 500 lbs 227kg	2
8	09310001	Decal, Instructions-Forklift pockets	2
9	09310003	Decal, Instructions-Tie down point	4
10	09310002	Decal, Instructions-Lift point	4
11	09310233	Decal, Instructions-Maximum wheel load 710kg 1562 lbs	4
12	09310064	Decal, Notice-Main power switch operation	1
13	09410007	Decal, Warning-Change battery (Lead-acid Battery)	1
	09410189	Decal, Warning-Change battery (Lithium Battery)	1
14	09410129	Decal, Warning-Charge warning	1
15	09410001	Decal, Danger-Explosion/burn hazard	1
16	09330001	Decal, Instructions-Safety arm	2
17	09440302	Decal, Warning-Max. manual force 90 lbs 400N (Indoor) 45 lbs 200N (Outdoor)	2
18	09640123	Decal, Label-JCPT0807HA (JCPT0807HA)	2
	09640122	Decal, Label-JCPT0807AC (JCPT0807AC)	2
19	09410005	Decal, Danger-Do not alter or disable limit switch	1
20	09430003	Decal, Danger-Keep away from moving parts	1
21	09310004	Decal, Instructions-Emergency lower	1
22	09410003	Decal, Warning-Inspected and operation properly	1

601.2 Decals with Words (ANSI)

① 09440011 

② 09340001 

③ 09440003 

④ 09440037 

⑤ 09340005 

⑥ 09340003 

⑦ 09440304 

⑧ 09310001 

⑨ 09310003 

⑩ 09310002 

⑪ 09310233 

⑫ 09310064 

⑬ 09410007 

⑭ 09410129 

⑮ 09410001 

⑯ 09410189 

⑰ 09440302 

⑱ 09410005 

⑲ 09410005 

⑳ 09430003 

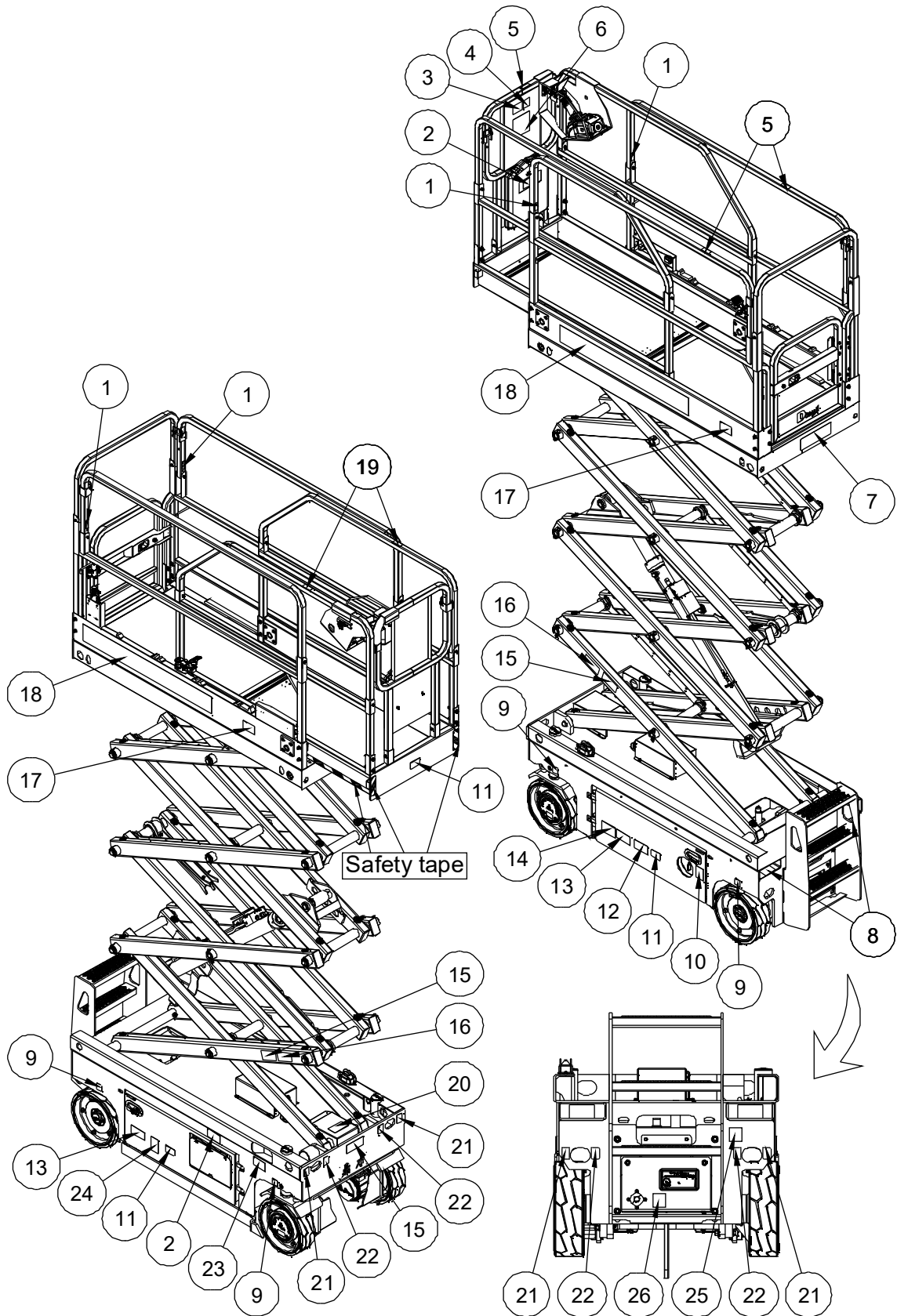
㉑ 09310004 

㉒ 09410003 

⑬ 09640123 **JCPT0807HA**

⑬ 09640122 **JCPT0807AC**

602.1 Decals with Symbols (CE)



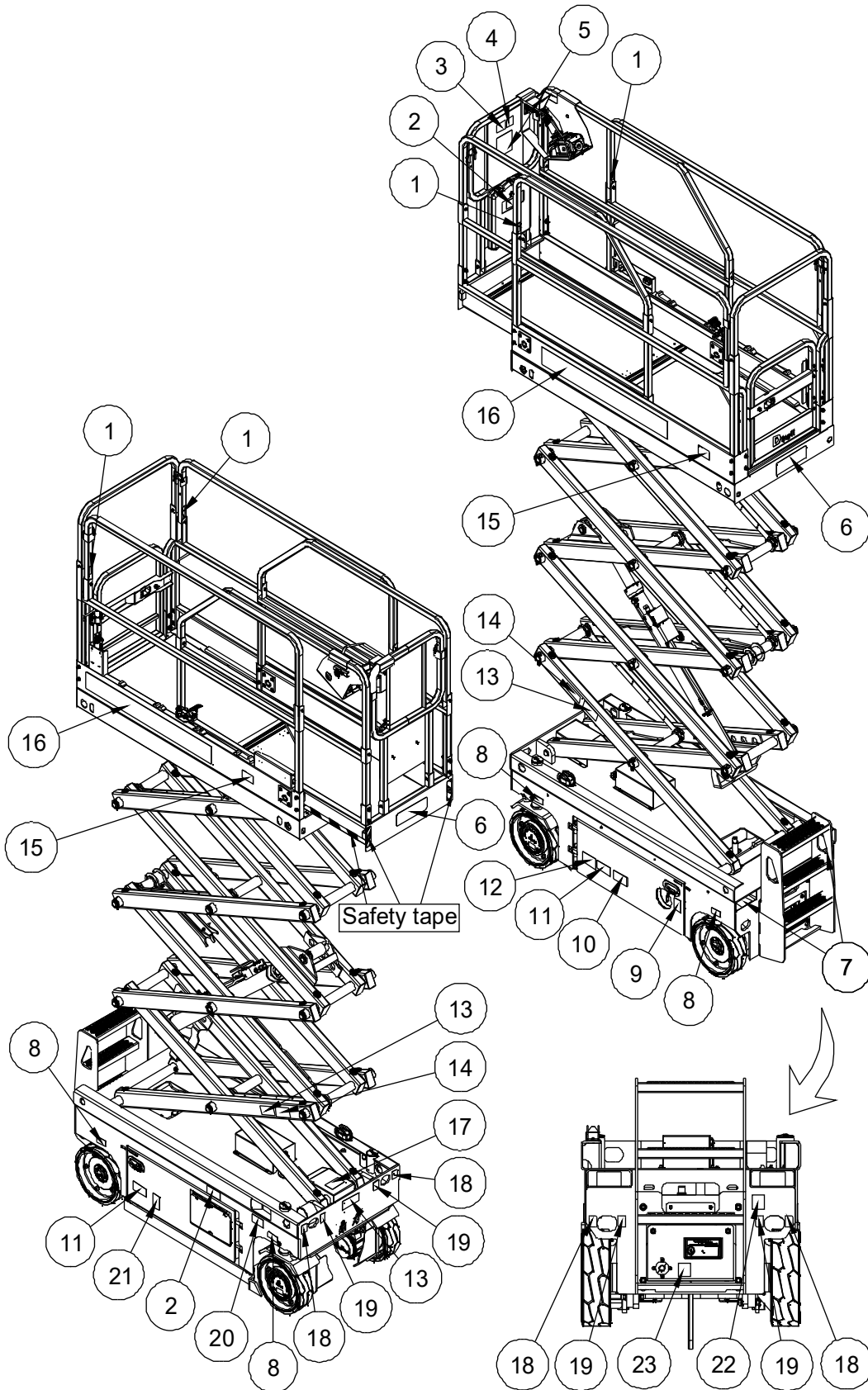
**602.1 Decals with Symbols (CE)**

Item	Part No.	Description	Qty.
1	09440089	Decal, Label-Lanyard anchorage point	4
2	09340026	Decal, Symbols-Refer the operator to the instructions for use	2
3	09440090	Decal, Symbols-Tip-over hazard, tilt-alarm	1
4	09340028	Decal, Instructions-Directional arrows	1
5	09340070	Decal, Symbols-Non operating hand position	3
6	09440091	Decal, Symbols-General safety rules	1
7	09440070	Decal, Label-Capacity 230kg	1
8	09310001	Decal, Instructions-Forklift pockets	2
9	09310233	Decal, Instructions-Maximum wheel load 710kg 1562 lbs	4
10	09310079	Decal, Symbols-Main power switch operation	1
11	09540001	Decal, Label-CE	3
12	09410048	Decal, Symbols-Explosion/burn hazard	1
13	09410049	Decal, Symbols-Electrocution hazard	2
14	09410147	Decal, Symbols-Charge warning	1
15	09430009	Decal, Symbols-Keep away from moving parts	3
16	09430008	Decal, Symbols-Safety arm	2
17	09440085	Decal, Symbols-Max. manual force 400N (Indoor) 200N (Outdoor)	2
18	09640123	Decal, Label-JCPT0807HA (JCPT0807HA)	2
	09640122	Decal, Label-JCPT0807AC (JCPT0807AC)	2
19	09440212	Decal, Warning-Crushing hazard	2
20	09410051	Decal, Symbols-Do not alter or disable limit switch	1
21	09310003	Decal, Instructions-Tie down point	4
22	09310002	Decal, Instructions-Lift point	4
23	09310096	Decal, Symbols-Emergency lower	1
24	09410050	Decal, Symbols-Injection hazard	1
25	09310098	Decal, Symbols-Platform power instructions	1
26	09310099	Decal, Symbols-Battery charging instructions	1

602.1 Decals with Symbols (CE)

① 09440089 	⑤ 09340070 	② 09340026 	③ 09440090 	④ 09340028 
⑥ 09440091 	⑧ 09310001 	⑩ 09310079 	⑪ 09540001 	
⑦ 09440070 	⑨ 09310233 	⑫ 09410048 		
		⑬ 09410049 		
⑭ 09410147 	⑮ 09430009 	⑯ 09430008 		
⑰ 09440085 	⑳ 09410051 	㉑ 09310003 	㉒ 09310002 	
⑲ 09440212 	㉓ 09310096 	㉔ 09410050 	㉕ 09310098 	
⑳ 09640123 <b>JCPT0807HA</b>			㉖ 09310099 	
㉑ 09640122 <b>JCPT0807AC</b>				

602.2 Decals with Symbols (ANSI)



**602.2 Decals with Symbols (ANSI)**

Item	Part No.	Description	Qty.
1	09440089	Decal, Label-Lanyard anchorage point	4
2	09340026	Decal, Symbols-Refer the operator to the instructions for use	2
3	09440090	Decal, Symbols-Tip-over hazard, tilt-alarm	1
4	09340028	Decal, Instructions-Directional arrows	1
5	09440091	Decal, Symbols-General safety rules	1
6	09440304	Decal, Label-Capacity 500 lbs 227kg	2
7	09310001	Decal, Instructions-Forklift pockets	2
8	09310233	Decal, Instructions-Maximum wheel load 710kg 1562 lbs	4
9	09310079	Decal, Symbols-Main power switch operation	1
10	09410048	Decal, Symbols-Explosion/burn hazard	1
11	09410049	Decal, Symbols-Electrocution hazard	2
12	09410147	Decal, Symbols-Charge warning	1
13	09430009	Decal, Symbols-Keep away from moving parts	3
14	09430008	Decal, Symbols-Safety arm	2
15	09440085	Decal, Symbols-Max. manual force 400N (Indoor) 200N (Outdoor)	2
16	09640123	Decal, Label-JCPT0807HA (JCPT0807HA)	2
	09640122	Decal, Label-JCPT0807AC (JCPT0807AC)	2
17	09410051	Decal, Symbols-Do not alter or disable limit switch	1
18	09310003	Decal, Instructions-Tie down point	4
19	09310002	Decal, Instructions-Lift point	4
20	09310096	Decal, Symbols-Emergency lower	1
21	09410050	Decal, Symbols-Injection hazard	1
22	09310554	Decal, Symbols-Platform power instructions	1
23	09310528	Decal, Symbols-Battery charging instructions	1

602.2 Decals with Symbols (ANSI)

<p>① 09440089</p>	<p>② 09340026</p>	<p>④ 09340028</p>	<p>⑤ 09440091</p>
<p>⑦ 09310001</p>	<p>⑧ 09310233</p>	<p>③ 09440090</p>	
<p>⑨ 09310079</p>	<p>⑥ 09440304</p>		
<p>⑩ 09410048</p>	<p>⑫ 09410147</p>	<p>⑬ 09430009</p>	
<p>⑪ 09410049</p>	<p>⑭ 09430008</p>	<p>⑮ 09440085</p>	
<p>⑯ 09640123</p> <p><b>JCPT0807HA</b></p>	<p>⑰ 09410051</p>	<p>⑱ 09310003</p>	
<p>⑯ 09640122</p> <p><b>JCPT0807AC</b></p>			
<p>⑲ 09310002</p>	<p>⑳ 09310096</p>	<p>㉒ 09310554</p>	<p>㉓ 09310528</p>
			<p>㉑ 09410050</p>



---

**Zhejiang Dingli Machinery Co., Ltd.**

No.188 Qihang Road. Deqing Zhejiang P.R.

China 313219

Tel: +86-572-8681688

Fax: +86-572-8681690

Web: [www.cndingli.com](http://www.cndingli.com)

E-mail: [market@cndingli.com](mailto:market@cndingli.com)

---

**DINGLI**